CHILDREN'S BOARD OF HILLSBOROUGH COUNTY
REGULAR BOARD MEETING
JUNE 23, 2022 ~ 3:00 PM
AGENDA

MISSION: The Children's Board invests in partnerships and quality programs to support the success of all children and families in Hillsborough County.

CONFERENCE CALL

Conference Line: 1-813-515-8094
Access Code: 479 204 397#

CALL TO ORDER — A. Mayts

Attendance Verification — K. Austin
Quorum Verification — A. Mayts
Invocation and Pledge of Allegiance — A. Mayts

PUBLIC COMMENT — A. Mayts

The Children's Board of Hillsborough County welcomes comments from the public. Those who wish to address the Board may do so at this time. Those addressing the Board should state their full name and affiliation for the official record. In the interest of time, we ask that one person be designated to speak on behalf of a constituency and that all comments are limited to three (3) minutes.

EXECUTIVE DIRECTOR DISCLOSURE — K. Parris

ACTION ITEMS

1. **Approval**; June 6, 2022 Regular Board Meeting Minutes — A. Mayts
2. **Approval;** Children's Board of Hillsborough County Fund Balance Policy — T. Williams
3. **Approval;** Preliminary FY 2022-2023 Millage Rate — T. Williams
4. **Approval;** Preliminary FY 2022-2023 Budget — T. Williams
5. **Approval;** Policies and Procedures — J. Houser

PROVIDER PRESENTATIONS — M. Negron

Bay Area Legal Services -Lawyers Helping Kids

REPORTS/PRESENTATIONS

1. Executive Director Reports — K. Parris
   A. Activities – May 27, 2022 – June 23, 2022 — K. Parris
   B. Community Update — K. Parris

2. Programs Reports — M. Negron

3. Public Relations Reports D. Lewis

OLD/NEW BUSINESS

ATTACHMENTS

1. Contract Signature Logs (ASO, Programs, Vendors)
2. May 2022 Financial Statements
3. Good News!

IMPORTANT DATES TO REMEMBER

July

No Meetings

August

Budget Workshop	August 25, 2022	1:00 PM
Regular Board Meeting	August 25, 2022	3:00 PM

September

Executive/Finance Committee Meeting	September 08, 2022	12:00 PM
Regular Board Meeting	September 22, 2022	3:00 PM

CHILDREN'S BOARD OF HILLSBOROUGH COUNTY
REGULAR BOARD MEETING
JUNE 6, 2022 ~ 3:30 PM
MEETING MINUTES

Subject	**Regular Board Meeting**	**Date**	**June 6, 2022**
Facilitator	Andy Mayts, Chair	**Meeting Time**	3:30 PM
Location	Conference Call: 1-813-515-8094 Access Code: 479 204 397# 1002 East Palm Ave. Tampa, FL 33605	**Actual Meeting Time**	3:31 PM – 3:50 PM
		Adjourned	3:50 PM

Board Member Attendance	Andy Mayts, Chair Robin DeLaVergne, Vice-Chair Beth Pasek, Secretary/Treasurer - absent	Katherine Essrig Gwen Myers - phone Lynn Gray Ed Narain -absent	Sarah Naumowich Addison Davis Megan Proulx-Dempsey - absent
Other Attendees	Kelley Parris, Executive Director David Adams, CBHC Board Attorney Kristina Austin, Recorder	Maria Negron, CBHC Staff Dexter Lewis, CBHC Staff Paula Scott, CBHC Staff Jan Houser, CBHC Staff	Jamie Robe, CBHC Staff Rebecca Bacon, CBHC Staff Tonia Williams, CBHC Staff Trish James, CBHC Staff

SUMMARY

No.	Topic	Highlights
I	**CALL TO ORDER**	A. Mayts called the meeting to order at 3:31PM. • A. Mayts called for Board attendance verification. • A. Davis led the Invocation and Pledge of Allegiance. • A. Mayts led the Swearing-In of new Board Member, Chris Letsos. • A. Mayts called for Public Comment; there was one speaker.
II.	**PUBLIC COMMENT**	Christene Worley, Executive Director for Parents and Children Advance Together (PCAT), expressed her appreciation for the Children's Board support throughout the years.
III.	**ACTION ITEMS**	
	1. Approval of April 28, 2022 Regular Board Meeting Minutes	A. Mayts requested approval of the April 28, 2022 Regular Board Meeting minutes. ***Motion by Katherine Essrig to approve the April 28, 2022 Regular Board Meeting minutes; second by Lynn Gray. Motion carried (7-0).***
	2. Approval of Uniting Grants for FY 2022-2023	M. Negron requested approval of Uniting Grants for FY 2022-2023 ***Motion by Addison Davis to approve the Uniting Grants for FY 2022-2023; second by Katherine Essrig. Motion carried (7-0).***

AGENDA

SUMMARY		
No.	**Topic**	**Highlights**
	3. Approval of Leading Grants for FY 2022-2023	M. Negron requested approval of the Leading Grants for FY 2022 - 2023. ***Motion by Robin DeLaVergne to approve the Leading Grants for FY 2022-2023; second by Addison Davis. Motion carried (7-0).***
	4. Approval of FY 2023 Free Admission Day Leading Grant	M. Negron requested approval of the FY 2023 Free Admission Day Leading Grant. ***Motion by Lynn Gray to approve the FY 2023 Free Admission Day Leading Grant; second by Katherine Essrig. Motion carried (7-0).***
	5. Approval of FY 2023 Training & Consultation Leading Grant	M. Negron requested approval of the FY 2023 Training & Consultation Leading Grant. ***Motion by Robin DeLaVergne to approve the FY 2023*** **Training & Consultation Leading Grant*****; second by Addison Davis. Motion carried (7-0).***
V.	**OLD/NEW BUSINESS**	None.
VI.	**ADJOURNMENT**	The meeting adjourned at 3:50 PM

MOTIONS	
1.	***Motion by Katherine Essrig to approve the April 28, 2022 Regular Board Meeting minutes; second by Lynn Gray. Motion carried (7-0).***
2.	***Motion by Addison Davis to approve the Uniting Grants for FY 2022-2023; second by Katherine Essrig. Motion carried (7-0).***
3.	***Motion by Robin DeLaVergne to approve the Leading Grants for FY 2022-2023; second by Addison Davis. Motion carried (7-0).***
4.	***Motion by Lynn Gray to approve the FY 2023 Free Admission Day Leading Grant; second by Katherine Essrig. Motion carried (7-0).***
5.	***Motion by Robin DeLaVergne to approve the FY 2023*** **Training & Consultation Leading Grant*****; second by Addison Davis. Motion carried (7-0).***

READ AND APPROVED BY:

_____

ANDY MAYTS
BOARD CHAIR

Children's Board
HILLSBOROUGH COUNTY
www.ChildrensBoard.org

ACTION ITEM NO. 2

Approval of Fund Balance Policy

Initiator: Tonia Williams, Director of Finance

Action: Approval of the Children's Board of Hillsborough County Board Fund Balance Policy

Date: Regular Board Meeting, Thursday, June 23, 2022

Recommended Action

Approval of the Children's Board of Hillsborough County Board Fund Balance Policy and attached resolution.

Background

- The Governmental Accounting Standards Board (GASB) Statement No. 54 requires the Board to establish a Fund Balance Policy that is reviewed and approved each year.
- This statement provides required categories to be used when presenting the Fund Balance in the Financial Statements.
- The Board Fund Balance Policy was originally approved January 26, 2012.
- Please see the attached Board Fund Balance Policy for the details of the policy, the category definitions, and items in each category.
    - Section I describes the purpose
    - Section II includes definitions for each category
    - Section III includes the specific areas that the Children's Board will include in the financial statements
- There are no recommended changes from the current policy at this time.

Attachments

A. Children's Board of Hillsborough County Board Fund Balance Policy
B. Resolution 21/22 – 05 Adopting a Fund Balance Policy

Children's Board of Hillsborough County
Board Fund Balance Policy

I. PURPOSE

- To establish and maintain reservations of Fund Balance, as defined herein, in accordance with Governmental Accounting Standards Board Statement No. 54 (GASB 54), Fund Balance Reporting and Governmental Fund Type Definitions.
    - The categories of Fund Balance, as defined by GASB 54, shall be composed of:
        - Non-spendable
        - Restricted
        - Committed
        - Assigned
        - Unassigned
    - The Children's Board of Hillsborough County's (CBHC) accounting procedures will determine the classifications for year-end fund balance categories.

II. CATEGORY DEFINITIONS PER GASB 54

- **Fund Balance** – The difference between assets and liabilities in a governmental fund.
    - **Non-Spendable Fund Balance**
        - The portion of fund balance that cannot be spent because of form or because it must be maintained intact.
            - Examples include:
                - Inventory
                - Long-term Receivables
                - Pre-paid Expenses
                - Compensatory Absences
    - **Restricted Fund Balance**
        - The portion of fund balance with limitations imposed by creditors, grantors, laws, regulations, or enabling legislation.
    - **Committed Fund Balance**
        - The portion of fund balance that can be used only for the specific purposes determined by a formal action (resolution) of the organization's highest decision making authority.
        - Commitments may be changed or lifted only by the organization taking the same formal action (resolution) that imposed the original constraint.
    - **Assigned Fund Balance**
        - The portion of fund balance that includes spendable amounts established by the board and functions as a declaration of the board's intent.
        - Funds in this category are neither considered restricted nor committed.
        - Intent can be expressed by the governing body or by an official or committee which the governing body delegated the authority.

- **Unassigned Fund Balance**
  - The residual portion of fund balance that has not been restricted, committed, or assigned and is available for general purposes.

III. CHILDREN'S BOARD RESERVATIONS OF FUND BALANCE

- **Non-Spendable Fund Balance**
  - This category will consist predominantly of:
    - Pre-Paid Expenditures
    - Long Term Receivables
    - Reserve for Compensatory Absences
  - The items and amounts in this category are determined during year end processes.
- **Committed Fund Balance**
  - Building and Capital Reserve
    - This amount is to be determined each year as part of the budgetary process.
    - This reserve is designated for use on projects of a capital nature such as building or building systems improvements and information technology infrastructure.
  - Minimal Operational Expenditures
    - CBHC will maintain a minimum committed fund balance of 5.01% of budgeted operating expenditures based on best practices as outlined by the Government Finance Officers Association.
    - This minimum amount will allow CBHC to maintain operations at times when cash outflow exceeds cash inflow, typically during the first two months of the fiscal year.
- **Assigned Fund Balance**
  - Amounts in this category to be determined each year as part of the budgetary process.
    - This category consists of future commitments included in the five year projections that spend down dollars from the fund balance.
- **Unassigned Fund Balance**
  - Represents the difference between the total fund balance and all other categories.

IV. ANNUAL REVIEW AND DETERMINATION OF FUND BALANCE POLICY

- Compliance with the provisions of this policy shall be reviewed annually.

Effective January 26, 2012

RESOLUTION 21/22 – 05
OF THE CHILDREN'S BOARD OF HILLSBOROUGH COUNTY
ADOPTING A FUND BALANCE POLICY

Upon motion by Board Member_____, seconded by Board Member _____, the following Resolution was adopted by a vote of _____ to _____.

WHEREAS, the Governmental Accounting Standards Board issued Statement No. 54, *Fund Balance Reporting and Governmental Fund Type Definitions,* in order to clarify the meaning and reporting of fund balance on financial statements; and

WHEREAS, the Board desires to establish a Fund Balance Policy for its governmental funds consistent with the Governmental Accounting Standards Board Statement No. 54; and

WHEREAS, such a policy has been prepared and a copy thereof is attached; and

WHEREAS, the Children's Board of Hillsborough County believes that it is necessary, appropriate and in the public interest to establish fund balance reserves,

NOW, THEREFORE, BE IT RESOLVED BY THE CHILDREN'S BOARD OF HILLSBOROUGH COUNTY, FLORIDA, IN PUBLIC MEETING THIS 23rd DAY OF JUNE 2022 that:

1. The Children's Board of Hillsborough County adopts the "Children's Board of Hillsborough County Fund Balance Policy", attached hereto and hereby directs the Executive Director to implement said policy.

2. All resolutions or parts of resolutions, insofar as they are inconsistent or in conflict with the provisions of the Resolution, are hereby repealed.

3. This Resolution shall be effective for financial reporting purposes for fiscal year 2022 - 2023.

STATE OF FLORIDA
COUNTY OF HILLSBOROUGH

I, Andrew J. Mayts, Jr., Chair of the Children's Board of Hillsborough County, Florida, DO HEREBY CERTIFY that the above and foregoing is a true and correct copy of the Resolution adopted by the Children's Board of Hillsborough County, Florida, at its meeting of June 23, 2022, as the same appears of record in the Minute Book of the Children's Board of Hillsborough County, Florida.

WITNESS my hand and official seal this 23rd day of June, 2022.

_____
Andrew J. Mayts, Jr., Board Chair

Children's Board
HILLSBOROUGH COUNTY
www.ChildrensBoard.org

ACTION ITEM NO. 3

Approval of Preliminary FY 2022 - 2023 Millage Rate

Initiator: Tonia Williams, Director of Finance

Action: Approval of Preliminary FY 2022 - 2023 Millage Rate

Date: Regular Board Meeting, Thursday, June 23, 2022

Recommended Action

Approval of a Preliminary FY 2022 - 2023 Millage Rate of .4589.

Background and Next Steps

- The FY 2022 - 2023 proposed Budget and Millage Rate of .4589 was reviewed at the Executive Finance Committee meeting on June 9, 2022.
- The Board Approved Preliminary FY 2022 - 2023 Budget and Millage Rate must be filed with Hillsborough County by July 1, 2022.
- The Final Millage Rate approved by the Board cannot be higher than the preliminary rate submitted to Hillsborough County on July 1, 2022.

Highlights

- The budgeted millage rate of .4589 is no change from the current FY 2021 - 2022 millage rate.
- It is estimated that the tax base will increase by 14.37%, for an additional $7.5 million in current tax revenue.
- The estimated rolled-back rate is .4143.
- .5000 millage rate is the maximum allowable millage rate under the Children's Board statute.

Children's Board
HILLSBOROUGH COUNTY
www.ChildrensBoard.org

ACTION ITEM NO. 4

Approval of Preliminary FY 2022 - 2023 Budget

Initiator: Tonia Williams, Director of Finance

Action: Approval of Preliminary FY 2022 - 2023 Budget

Date: Regular Board Meeting, Thursday, June 23, 2022

Recommended Action

Approval of a Preliminary FY 2022 - 2023 Budget of $65,147,886.

Background and Next Steps

- The FY 2022 - 2023 proposed Budget was reviewed at the Executive Finance Committee meeting on June 9, 2022.
- The Board Approved Preliminary FY 2022 - 2023 Budget and Millage Rate must be filed with Hillsborough County by July 1, 2022.
- Another presentation of the FY 2022 - 2023 Final proposed Budget will be made at the August 25, 2022 budget workshop and will be brought to the August 25, 2022 Board meeting for approval.
- Two Budget TRIM Hearings will be scheduled in September 2022.
- The budget detail is attached to this memo.

Budget Highlights

- The total revenue is budgeted at $62.7 million; an increase of $6.8 million.
- The FY 2021 - 2022 budget includes a spend-down of $2,465,590 from the fund balance.
- The total expenditures are budgeted at $65.2 million; an increase of $8.4 million.
    - Operating expenditures have decreased by $31,225.
    - Mandatory government fees have increased by $194,553.
    - Capital expenditures are budgeted at $4 million.
    - Program expenditures have increased by $5.7 million.
- The continuation grants budget has increased by $2.9 million.
- The $11.8 million in New Program Funding includes opportunities to apply for grants in traditional opportunities and expansion of services in specific Children's Board focus areas to address community needs.

Attachment

A. FY 2022 - 2023 Annual Budget Report - see seperate file

Children's Board
HILLSBOROUGH COUNTY
www.ChildrensBoard.org

ACTION ITEM NO. 5

Approval of Policies and Procedures

Initiator: Jan Houser, Director of Human Resources
Action: Approval of Policies and Procedures
Date: Regular Board Meeting, Thursday, June 23, 2022

Recommended Action:

Recommend approval of the attached "Policies and Procedures".

Background:

The referenced "Policies and Procedures" have been reviewed and provided for Board approval. This includes the following Policies and Procedures:

Action Type	Policy	Policy/ Procedure Number
Revision	Board By-laws	1A.1.01 subsection 2.2
Revision	General Agency Operations	1B.1.02 subsection 1.13
Revision	Fire-Arms on Board Property	FA-12
New	General Media Requests	COMM-3

Attachment:

A. Revisions and New Policies

AGENDA

Revised Policies and Procedures

CHILDREN'S BOARD **1A.1.01**
Board Policies and Procedures *Board By-laws*

2.2 Public Comment - New Policy

The Children's Board of Hillsborough County encourages public comment and recognizes the right of citizens to express their opinions on the governance and operation of the Children's Board. The Board also recognizes the necessity for conducting orderly meetings to accomplish the business before the Board in an efficient and effective manner.

Prior to addressing the Board, a member of the public must complete a Request to Speak Form and submit it to a Children's Board officer prior to being recognized by the Chair to address the Board. Cards should normally be completed at the reception desk prior to the start of the meeting.

Upon being recognized by the Chair, the member of the public should:

1. Address the Board in a concise manner with comments that are either relevant to an Agenda Item or those issues / matters the Board should consider;
2. Refrain from engaging in any politicking, personal attacks, abusive or insulting language and redundancy; and
3. Be respectful of all persons attending the meeting.

An individual member of the public will be allowed up to three (3) minutes to be heard during the Public Comment portion of the Board meeting. The Chair, or a designate, shall act as the timekeeper and inform the speaker when his or her time has expired. Upon expiration of time, the speaker shall return to the audience.

CHILDREN'S BOARD **1B.1.02**
Board Policies and Procedures *General Agency Operations*

1.13 Audit Requirements - Revised Policy

<u>The Agreement between the Children's Board and Funded Agencies</u>

The Agreement between the Children's Board and funded agencies states that for any funded agency's fiscal year ending during the term of the Agreement and for any fiscal year during which revenues or expenditures are recognized by the provider for the program covered by the Agreement, the provider will submit to the Children's Board (within 180 days after the close of the provider's fiscal year) year-end audited financial statements and any related management letters, any related communications or reports on internal control, and any related reports on compliance with laws and regulations.

A Review of the Provider Agency's Financial Statements

A review of the provider agency's financial statements is acceptable for provider agencies with a current fiscal year budget of less than $300,000.

Newly Funded Agencies without Audits or Reviews

For provider agencies who have not previously received Children's Board funding and who do not have audited or reviewed financial statements, the Children's Board staff may conduct a review of such provider agency's fiscal capacity during the first quarter of the contract period **unless the contract period is for less than six (6) months**. The Children's Board staff will require that the provider agency put in place a written audit preparation process that includes at least the following items:

- Preparation of monthly financial statements
- General ledger (reconciled)
- Source documents (checks, reconciled bank statements)

The written audit preparation process shall be subject to review and written approval by the Children's Board staff.

CHILDREN'S BOARD
Employee Policies Manual *Firearms on Board Property*

Policy FA-12: Revised Policy

While the Children's Board recognizes that Florida Statute 790.06 authorizes certain individuals to possess licenses to carry concealed weapons, it is the Children's Board policy, pursuant to Florida Statute, 790.053(12)(a)(7) that no individual, except for law enforcement officers, shall be permitted to openly carry a handgun on the Children's Board of Hillsborough County property.

CHILDREN'S BOARD
Employee Policies Manual *General Media Requests*

Policy: COMM-3 – New Policy

It is the policy of the Children's Board of Hillsborough County to designate the Director of Public Relations as the contact for General Media requests for interviews, statements and Informational purposes. The Director of Public Relations will assign the most appropriate staff member, (with content expertise), to fulfill the media request.

Children's Board of Hillsborough County

Agency: Bay Area Legal Services, Inc.
Program: Lawyers Helping Kids

Number of Participants Served by Zip Code in FY2022
October 2021 –April 2022

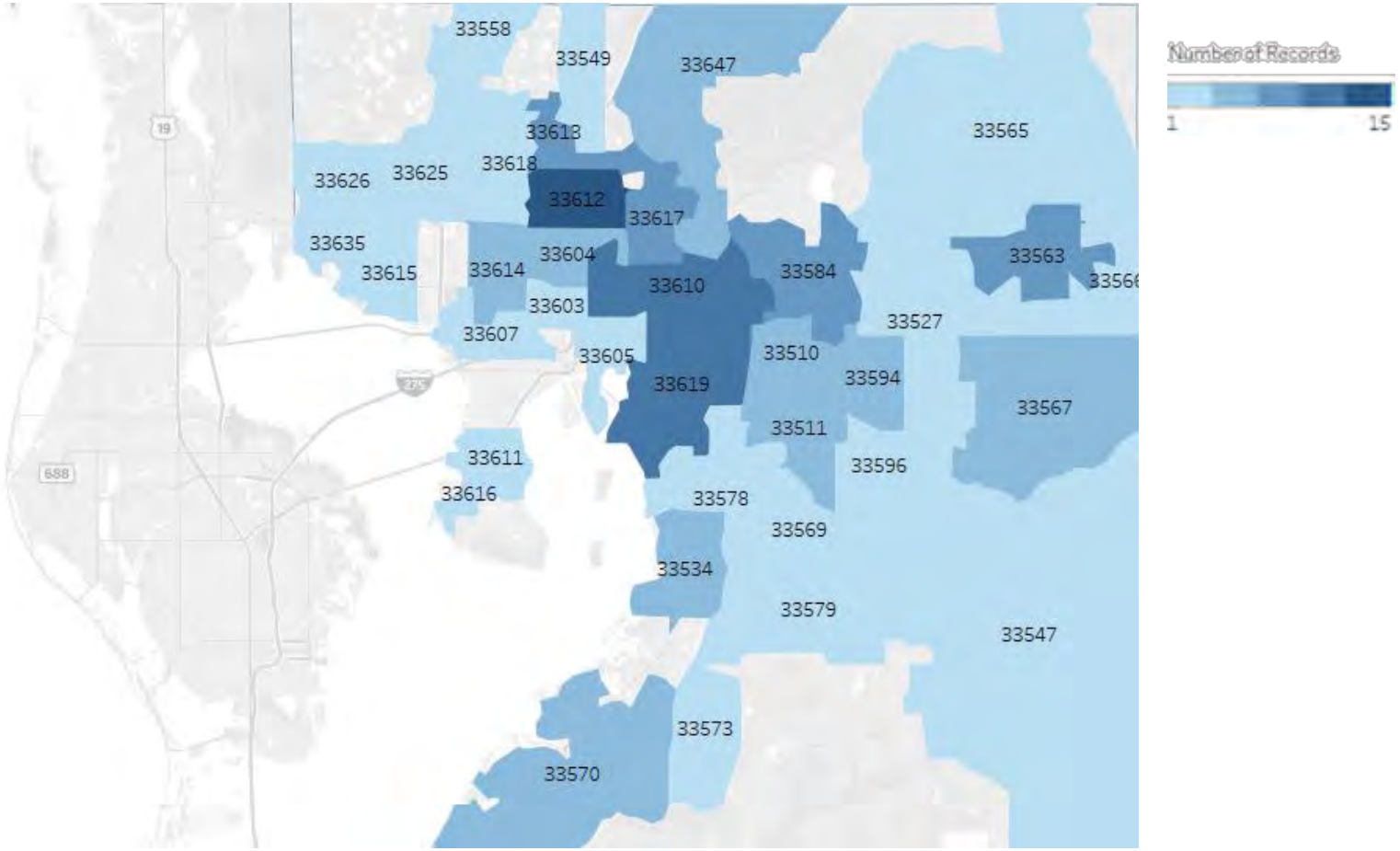

Map prepared by Children's Board of Hillsborough County. The map color shows the number of participants served by zip code. Map based on 156 participants served between October 1st,2021 and April 30th,2022 .

Data Extract Date: 06/03/2022

BAY AREA
LEGAL SERVICES
A NONPROFIT LAW FIRM

Creating pathways to justice™

Lawyers Helping Kids

About Us

- Bay Area Legal Services opened its doors in 1967 to provide free civil legal services to low-income Tampa Bay area residents.
- Vision: Bay Area Legal aims to create pathways to justice through high-quality legal services, education, and community partnerships.

In 2021:

- Assisted **12,758** individuals, families, and community groups.
- Supported **1,996** residents in the Tampa Bay area through our Legal Information Center by providing them with legal information about how to represent themselves in family law cases.

About Lawyers Helping Kids

- Lawyers Helping Kids began October 1, 2013.
- Provides civil legal services to low income families in Hillsborough County.
- Families must be pregnant or have at least one child through the 5th grade.
- 3 Locations (Tampa, Plant City and Ruskin)

Areas of Law:

- Family Law with Domestic Violence
- Relative Caregiver
- Housing, Public Benefits and Employment

Vendor: Wheels of Success

- Matching families with cars or major repairs

Result Area: Children are Healthy and Safe

Outcome Three: At least 75% of a minimum of 40 families will experience satisfactory resolution of their legal issue around safety and stability through extended representation (Low Income).

- **105** families service goal, **58** families enrolled

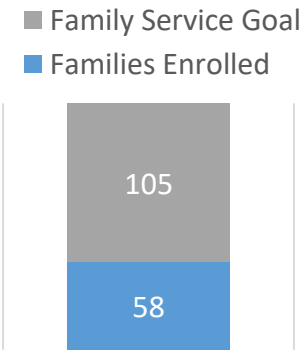

- **75%** of 40 families will experience satisfactory resolution

- Families with closed cases: **26**
  - Outcome achievement: 100%

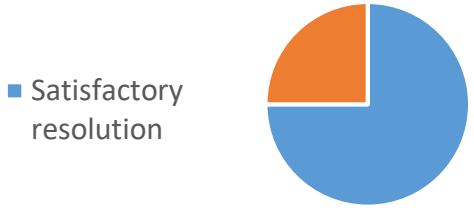

Lessons Learned:

- Prevention
- Takes A Community

“Before I was referred to Bay Area, I didn't know what to do. Without Mr. Dan, I don't think I would be in my apartment now. Having somebody on your side makes all the difference.”

- **Case Story:**
  Mrs. S and her 8 children facing eviction

- THANK YOU Children’s Board of Hillsborough County!

Children's Board of Hillsborough County
Executive Director Report
May 27, 2022 – June 23, 2022 **35 Meetings**

Webinar – Creating Domestic Violence Informed Systems
Hillsborough Anti-Racism Workgroup
Webinar – National Institute of Health Grant Meeting
Jessica Muroff – United Way
Florida Philanthropic Network
Tampa Metro YMCA
Dianne Jacob – PNC Bank
Hillsborough County Public Schools
HQEEDY
MOSI tour – Lego my Legos Summer Program
FACCT
CALM
ELCHC Budget Workshop
Gwen Miller
Early Learning Providers
Q1 2022 CIRRT Advisory Committee meeting
CADR
FACCT
ELCHC Executive Finance Committee Meeting
Community Alliance
Community Alliance Statutory Members Meeting
Captain Archibong
BOCC Juneteenth Raise the Flag Ceremony
Virtual YEA Award Presentations – BOCC Meeting
Shumaker Luncheon
Partners in Education Luncheon
HCAB
FEC
FACCT
Hillsborough County Public Schools
Monica Sanchez & Erika Cvencek – Public Sector Performance Associates
Beulah Baptist Juneteenth Celebration
Tampa's Best & Coach Foundation Juneteenth Celebration
ELCHC Board of Director's Meeting
Nonprofit Leadership Center Impact Project Interview

Children's Board
HILLSBOROUGH COUNTY
www.ChildrensBoard.org

FY 2022 - 2023 Programs Report
October 1, 2022 – September 30, 2023
Table of Contents

Item Number

2. Draft Funding Release Timeline (Pink)
3. 2022-2023 Outcomes Menu (Orange)
4. Providers by Platform FY 2022-2023 (Yellow)
5. PART 1 (for current FY) Annual Contract Evaluation (Green)
6. PART 2 (for current FY) Annual Contract Evaluation (Blue)
7. Provider Improvement Plan Procedures (Purple)
8. Provider Improvement Plan Form (White)

AGENDA

Children's Board of Hillsborough County - Funding Release Timeline through FY2023-2024 (Subject to change)

Activity Period *Release cancelled*		Technical Assistance Grant Release	Social Enterprise Competition	Release New Funding	Investment Grants re-release & new competitive RFP (6-year term)	Leading Grants re-release & new Competitive RFP (4-yr term)	Uniting Grants re-release & new Competitive RFP (5-year term)
22-2023	Oct - Dec	Cycle (1) TA Capacity		Investment (4) Focus Areas Uniting for Targeted Kinship Leading for Small Nonprofits Uniting Support for New Program Investment - SDHC SW collaboration			
	Jan - Mar	(1) Cycle TA Safety Cycle (2) Capacity	March	Summer Services (w/renewal)			
	Apr - Jun						
	Jul - Sep						
23-2024	Oct - Dec				For FY 24-2025		
	Jan - Mar						
	Apr - Jun						
	Jul - Sep				*Last year of Investment Grants*		
24-2025	Oct - Dec						
	Jan - Mar						
	Apr - Jun						
	Jul - Sep						
25-2026	Oct - Dec					For FY 26-2027	
	Jan - Mar						
	Apr - Jun						
	Jul - Sep					*Last year of Leading Grants*	
26-2027	Oct - Dec						For FY 27-2028
	Jan - Mar						
	Apr - Jun						
	Jul - Sep						*Last year of Uniting Grants*

TABLE OF CONTENTS

PERFORMANCE MEASUREMENT

CHILDREN'S BOARD OF HILLSBOROUGH COUNTY

Children's Board
HILLSBOROUGH COUNTY
www.ChildrensBoard.org

2022-2023 OUTCOMES AND RECOMMENDED MEASURES

The Children's Board evaluates the impact of the services provided to children and families in four focus areas: Children are Healthy and Safe, Children are Developmentally on Track, Children are Ready to Learn and Succeed and Family Support.

The Children's Board has developed a list of outcomes and recommended measures for each of the focus areas. Outcomes are displayed by type with examples of currently approved measurement tools, applicable target populations, and corresponding indicators to evaluate participant performance.

PERFORMANCE ACCOUNTABILITY

The Children's Board promotes continuous quality improvement by working in close collaboration with our funded partners to evaluate annual program performance. By selecting outcomes and measures from this list, programs work collaboratively with Children's Board staff to develop a matrix/work plan that enables them to examine the ongoing effectiveness of program services.

The Children's Board annually assesses the collective impact and effectiveness of our combined investments within a Results-Based Accountability™ framework by answering the following three questions:

How Much Did We Do?

Measures the quantity of the services provided. For example, the number of babies born, number of families provided with information and referral services or number of program participants enrolled.

How Well Did We Do It?

Measures the quality of the services provided. For example, the number of participants satisfied with the services provided or the percent of staff with necessary training/certifications.

Is Anyone Better Off?

Measures the effect or impact of the services provided and the level of change produced. Outcomes are categorized by type of change: knowledge/skills, attitudes, behaviors or circumstances. For example, the percent of babies born at appropriate birth weight, the percent of youth with improved self-esteem or the percent of families with improved family well-being.

TABLE OF CONTENTS

CHILDREN'S BOARD FOCUS AREAS

CHILDREN ARE HEALTHY AND SAFE

The primary goal of Children are Healthy and Safe is to improve overall community health by supporting pregnant women to seek prenatal care, postpartum support, and care for children as they grow.

CHILDREN ARE DEVELOPMENTALLY ON TRACK

The primary goal of Children are Developmentally on Track is the early identification of children with special needs through developmental screening and referral linkages.

TARGET POPULATIONS

- Racial Equity/ Underserved
- Parents/Caregivers /Professionals
- Children Birth - Preschool Age
- Elementary School Age Children
- Youth (Up to Age 14)

CHILDREN ARE READY TO LEARN AND SUCCEED

The primary goal of Children are Ready to Learn and Succeed is to support children who are getting ready to enter Kindergarten and provide the necessary resources throughout their school years.

FAMILY SUPPORT

The primary goal of Family Support is to assist families in attaining services that increase formal and informal supports to improve their overall stability and security.

TABLE OF CONTENTS

DEFINITIONS

FOCUS AREA
Desired results or conditions for children in our community.
Example: Children are Developmentally on Track

OUTCOME TYPE
Outcomes are categorized by the type of expected change shown by participants - knowlege/skills, attitudes, behaviors and circurmstances.
Example: BEHAVIOR

OUTCOME
Outcomes are the desired participant change that is expected to occur as a result of program activities and services.
Example: At least 85% of a minimum of # children demonstrate improved social-emotional competence.

MEASUREMENT
Instruments/tools used to measure the degree of participant change.
Example: Eyberg Child Behavior Inventory (ECBI)

INDICATOR
Quantifiable evidence that demonstrates the minimum expected level of change that is required to achieve the outcome.
Example: A decrease from pretest to posttest of 7 raw score points on the ECBI Intensity Scale for participants with pretest raw scores of at least 131 (clinical range) or a posttest score of 130 or below for participants scoring 130 or below (normative range) at pretest.

TARGET POPULATIONS
The identified age group of the participants to be measured for each outcome.
Example:

Children Birth - Preschool Age

EQUITY
Emphasis on providing racial equity/underserved populations with the level of resources and opportunities needed to achieve the same outcomes given disproportionate circumstances.
Example: Reduced health disparities in the (proposed) target population with increased opportunities for adequate prenatal care.

TABLE OF CONTENTS

CHILDREN ARE HEALTHY AND SAFE

KNOWLEDGE/SKILLS

TARGET POPULATIONS

1. At least 85% of a minimum of # individuals (parents/caregivers, professionals, children) have increased knowledge of appropriate health and safety practices.

1. Life Skills Progression (Safety Subscale): A score of at least 4 on the Safety Subscale.
2. Curriculum Based (per program model). (e.g., nutrition, oral health, safe sleep, newborn care, safe food handling, exercise, wellness, etc.)

ATTITUDES

2. At least 85% of a minimum of # pregnant individuals have improved attitudes towards breastfeeding.

1. Iowa Infant Feeding Attitude Scale: An increase in total score from pretest to posttest with posttest total scores of at least 55.
2. Modified Breastfeeding Attrition Prediction Tool Revised (BAPT)
3. Breastfeeding Self-Efficacy Scale-SF (Short Form)

BEHAVIOR

3. At least 80% of a minimum of # individuals (parents/caregivers, professionals, children) demonstrate appropriate health and safety practices.

1. Heartsaver CPR AED Skills Sheet: Assessment or Grade of "Pass" on CPR testing checklist.
2. Heartsaver Pediatric First Aid Skills Sheet: Assessment or Grade of "Pass" on First Aid Skills Checklist.
3. Curriculum Based Observation Measures (per program model) (e.g., hand-washing, healthy eating, dental hygiene, bike/pedestrian safety)
4. Child Passenger Safety Seat Checklist
5. Food Diaries (3 day, weekly)

★Updated: Equity Target Population

4. At least 75% of a minimum of # pregnant individuals attend routine prenatal care visits as prescribed by physician.

1. Kotelchuck Index (APNCU): A score of 80% or greater (Adequate and Adequate Plus).
2. Life Skills Progression (Prenatal Care Scale): A score of at least 3 on the Prenatal Care Scale.

BEHAVIOR

TARGET POPULATIONS

★Updated: Equity Target Population

5. At least 70% of a minimum of # pregnant individuals receive adequate prenatal care prior to 20 weeks gestation.

1. Hospital Discharge Records or Birth Certificate: Prenatal care is received by at least 20th week gestation.

★Updated: Equity Target Population

6. At least 80% of a minimum of # mothers initiate breastfeeding.

1. Hospital Breastfeeding Records: Breastfeeding (including expressing) is initiated following birth.

★Updated: Equity Target Population

7. At least 65% of a minimum of # mothers sustain breastfeeding.

1. Case Notes or Program Client File: Postnatal mothers will sustain breastfeeding for at least 2 months.
2. Life Skills Progression (Breastfeeding Scale): A score of at least 4 on the LSP Breastfeeding Scale.

8. At least 90% of a minimum of # children attend well-baby/well-child visits as prescribed by physician.

1. Pediatric Health Record: Child's pediatric health record shows evidence of child attending an adequate number of prescribed visits (7 out of 9 prescribed visits during the first 2 years of life; 5 out of 6 prescribed visits in the first year of life or 2 out of 3 prescribed visits between 12 and 24 months of age; 1 out of 2 prescribed visits between 30 months and 3 years of age; 1 out of 1 prescribed visit annually for 4 years of age of older).
2. Life Skills Progression (Child Well Care Scale): A score of at least 4 on the LSP Child Well Care Scale.
3. Well Visit Planner Questionnaire

TABLE OF CONTENTS

BEHAVIOR

TARGET POPULATIONS

9. At least 80% of a minimum of # parents/caregivers exhibit fewer symptoms of depression.

1. **Edinburgh Postnatal Depression Scale**: Edinburgh Postnatal Depression Scale (EPDS) total score of 12 or lower (Females); Total EPDS score of 10 or lower (Males).
2. **Patient Health Questionnaire (PHQ-9)**: A total score of 9 or lower on the final Patient Health Questionnaire PHQ-9 (Pre-natal) for participants scoring 14 or lower at initial screening or a decrease in total score from initial to final score for participants scoring 15 or above at initial screening.
3. **Center for Epidemiologic Studies Depression Scale Revised (CESD-R)**: A total score of 15 or lower on the posttest CESD-R for participants scoring below 16 at initial pretest screening OR a decrease in total score from initial pretest screening to posttest for participants scoring 16 or above at initial pretest screening.
4. **Model-Based (program specific)**

10. At least 85% of a minimum of # individuals (parents/caregivers, children) demonstrate increased physical activity.

1. **Energy Expenditure: Metabolic Equivalent Tasks (METs)**/MET-Minutes per week of Moderate and Vigorous Physical Activity (MVPA)
2. **Monitor-based activity measures** (motion/physiological sensor devices)
3. **Previous Day Physical Activity Recall/3 Day Physical Activity Recall**
4. **Children's Physical Activity Questionnaire/Youth Physical Activity Questionnaire**

CIRCUMSTANCE

11. At least 90% of a minimum of # babies born at appropriate birth weight.

1. **Hospital Discharge Records or Birth Certificate**: Infants weighing at least 5.5 pounds (5lbs. 8 ozs) or more.

12. At least 90% of a minimum of # babies born at term.

1. **Hospital Discharge Records or Birth Certificate**: Infants born at 37 weeks gestation or greater

13. At least 90% of a minimum of # babies born substance-free.

1. **Drug Screen or Hospital Record**: Babies born will be substance-free (with the exception of Methadone or Suboxone)

TABLE OF CONTENTS

CIRCUMSTANCE

TARGET POPULATIONS

14. At least 90% of a minimum of # children have decreased vulnerability to contracting preventable diseases.

1. Florida Department of Health Florida Certificate of Immunization (HCHD blue form) or Florida Shots Record (must be administering immunizations): Health Care Provider signs off that Part-A Immunizations are Complete OR Part-B Temporary Medical Exemption is complete and that immunizations are on schedule to be completed (680 form) or Part C-Medical Exemption.
2. Model-Based (program specific)

15. At least 80% of a minimum of # children with improved physical fitness.

1. Body Mass Index (BMI) Charts/ CDC Growth Chart: A 1% decrease in BMI percentile from pretest to posttest for participants with pretest BMI percentiles of 85 or higher (overweight or obese) OR maintain BMI percentiles from pretest to posttest for participants with pretest BMI percentiles of 84 or lower.
2. VO2 Max/Fitness Calculator
3. FitnessGram/Progressive Aerobic Cardiovascular Endurance Run (PACER)
4. Resting Heart Rate
5. Body Composition (% Body Fat) (calipers, bioelectrical impedance analysis)

16. At least 85% of a minimum of # children at reduced risk of unintentional injury (Examples: drowning, shaken baby, unsafe sleep, exposure to dangers such as poison, weapons or other unsafe conditions).

1. Life Skills Progression (Safety Subscale): A score of at least 4 on the LSP Safety Subscale.
2. TIPP/Framingham Safety Survey
3. Strengths and Difficulties Questionnaire Parent/Teacher version: A decrease in total externalizing problem score (sum of hyperactivity and conduct subscales) for pretest scores of 11 or higher (4 band categorization) or maintenance of pretest total externalizing problem scores of 10 or lower (close to average or slightly raised) at posttest.
4. Curriculum-Based (Program Specific)

17. At least 90% of a minimum of # families have safer housing.

1. Curriculum-Based (Program Specific)

TABLE OF CONTENTS

BEHAVIOR

TARGET POPULATIONS

1. At least 85% of a minimum of # parents/caregivers demonstrate behavior consistent with knowledge of age-appropriate child development and expectations.

1. **Parent Education Profile (PEP) Scale I**: Minimum posttest score of at least a 3 with no decreases from pretest to posttest on Scale I of the PEP.
2. **Nurturing Skills Competency Scale**: 1. A minimum posttest raw score of 40 on Part (C) (Use of Nurturing Skills) of the Nurturing Skills Competency Scale 2.0-B5 Short Version (Parent version). 2. A minimum posttest raw score of 40 on Part (F) (Use of Nurturing Skills) of the Nurturing Skills Competency Scale 2.0 Long Form (Parent version). 3. Posttest Sten score of 4 or higher on Part (F) (About My Use of Nurturing Skills) of the Nurturing Skills Competency Scale 3.0 Short Version (Parent version).
3. **The University of Idaho Survey of Parenting Practices (UISPP)**: A 1 step increase in average NOW scores from average THEN scores on the UISPP (completed first year parents/caregivers only).
4. **Home Observation for Measurement of the Environment (HOME)**: An increase of at least 3 points in pretest total scores to posttest total scores for participants scoring below the median score (Infant/Toddler median score = 32; Early Childhood median score = 40) at pretest OR maintenance of at least the median score with no decreases at posttest for participants scoring at or above the median score at pretest.
5. **Parenting Interactions with Children Checklist of Observations Linked to Outcomes (PICCOLO)** (ages 10-47 months): Total domain scores within at least average scoring grid ranges by child age at posttest.
6. **Model-based (program specific)**.

2. At least 85% of a minimum of # parents/caregivers support their child's healthy development. *(Note: cannot be combined with parent involvement outcome under Children are Ready to Learn and Succeed birth - age 5 focus area)*

1. **ASQ-3 Parent Conference Form**: Completed ASQ3 Parent Conference Form with verified completion of activities.
2. **Life Skills Progression (Nurturing, Discipline, Support of Development Scales)**: Score of at least a 4 on the final post LSP measure for question 5 – nurturing, and 6 – discipline and 7 support of development.
3. **Curriculum-based (program specific)**

TABLE OF CONTENTS

BEHAVIOR

3. At least 75% of a minimum of # children demonstrate improved social-emotional competence.

1. **Social Skills Improvement System (SSIS) Rating Scales** (ages 3 and up)
2. **Eyberg Child Behavior Inventory** (ages 2 and up): A decrease from pretest to posttest of 7 raw score points on the ECBI Intensity Scale for participants with pretest raw scores of at least 131 (clinical range) or a posttest score of 130 or below for participants scoring 130 or below (normative range) at pretest.
3. **BRIGANCE Inventory of Early Development**
4. **Preschool and Kindergarten Behavior Scales 2nd Edition (PKBS-2)** (ages 3-6)
5. **Model-based (program specific).**

4. At least 85% of a minimum of # children demonstrate a secure attachment to a nurturing caregiver.

1. **Crowell Procedure**: A posttest rating of No/Little Concern for all Parent/Child Interactions identified as Needs Improvement or Primary Focus of Treatment at pretest.
2. **The Observing the Parent-Child Relationship (PCR) Scale**: A final total score of at least 30 points with no decreases in total score from pretest.
3. **Kerns Security Scale (ages 5-14)**: An increase in total score from pretest to posttest for participants scoring below 40 at pretest or maintain total pretest scores (with no decreases) of at least 40 at posttest on the Kerns Security Scale.
4. **Modified Brief Attachment Scale (infants to age 4)**: An increase in total score from pretest to posttest for participants scoring below 10 at pretest or maintain total pretest scores (with no decreases) of at least 10 on the Modified Brief Attachment Scale.

CIRCUMSTANCE

5. At least 95% of a minimum of # children (34 months of age or younger) will access developmental screening services for early identification of developmental concerns.

1. **Case Notes (including screening scores), referral consent forms**: Total area scores are above the cutoff OR total area scores are close to cutoff and re-screening scores are above the cutoff OR total area scores are close or below cutoff with a referral date to Early Steps (within the fiscal year).

TABLE OF CONTENTS

CIRCUMSTANCE

TARGET POPULATIONS

6. At least 95% of a minimum of # children (older than 34 months of age) will access developmental screening services for early identification of developmental concerns before they start Kindergarten.

1. Case Notes (including screening scores), referral consent forms: Total area scores are above the cutoff OR total area scores are close to cutoff and re-screening scores are above the cutoff OR total area scores are close or below cutoff with a referral date to Child Find or ECC screening (within the fiscal year).

7. At least 85% of a minimum of # individuals have increased concrete supports.

1. FRIENDS Family Support Program Outcome Survey: A score of 5 or higher on TODAY scores for questions 2 and 5.
2. Case Notes: Date of linkage for referrals to concrete support(s) related to their developmental needs.

8. At least 85% of a minimum of # children identified with a hearing concern are linked with a medical assessment.

1. Case Notes: Date of completed medical assessment.

9. At least 85% of a minimum of # children identified with a vision concern are linked with a medical assessment.

1. Case Notes: Date of completed medical assessment.

TABLE OF CONTENTS

READY TO LEARN AND SUCCEED

KNOWLEDGE/SKILLS

TARGET POPULATIONS

1. At least 85% of a minimum of # children have improved school readiness skills.

1. **Early Literacy Skills Assessment (ELSA)**: Increase in raw scores from pretest to posttest for Comprehension, Phonological Awareness and Concepts about Print Subscales for pretest scores that are below the maximum score or maintenance of the maximum pretest scores and an increase in raw scores from pretest to posttest on Alphabetic Principle or maintenance from pretest to posttest for raw pretest scores of at least 50.
2. **Get Ready to Read Screening Tool (25 item Paper Version)**: Achieve a minimum performance level score equivalent to Average as specified by age range at posttest (age 3:0-3:5 = 7 or higher, age 3:6-3:11 = 9 or higher, age 4:0-4:5 = 12 or higher, age 4:6-4:11 = 14 or higher, age 5:0-5:5 = 17 or higher, age 5:5-5:11 = 18 or higher)
3. **Teaching Strategies Gold**: Children who have completed a minimum of two checkpoints (Fall & Spring) will meet or exceed Widely Held Expectations (WHE) in each of the following domains: physical, social/emotional; literacy, cognitive, language and mathematics by Spring check point.
4. **Bracken School Readiness Assessment 3rd Edition (BRSA)**: Achieve a minimum performance level score equivalent to Average as specified by age range at posttest: age 3:0-3:2 = 13 or higher, age 3:3-3:5 = 16 or higher, age 3:6-3:8 = 19 or higher, age 3:9-3:11 = 23 or higher, age 4:0-4:2 28 or higher, age 4:3-4:5 33 or higher, age 4:6-4:8 37 or higher, age 4:9-4:11 42 or higher, age 5:0-5:2 47 or higher, age 5:3-5:5 52 or higher, age 5:6-5:8 56 or higher, age 5:9-5:11 60 or higher, age 6:0-6:11 68 or higher.
5. **Model-based (program specific)**.

2. At least 85% of a minimum of # Early Childhood Education (ECE) practitioners demonstrate increased early literacy skills.

1. **Early Language & Literacy Classroom Observation (ELLCO)**: An increase from pretest to posttest in the average "General Classroom Environment Subscale" scores AND the average "Language and Literacy Subscale" scores.

3. At least 80% of a minimum of # Early Childhood Education (ECE) practitioners/professionals have increased knowledge of developmentally appropriate practices (DAP).

1. **Gains Survey**: Achieve at least 15 correct responses (75%) on the Gains Survey.
2. **Curriculum-based (per provider model)**

TABLE OF CONTENTS

KNOWLEDGE/SKILLS

TARGET POPULATIONS

4. At least 75% of a minimum of # families have increased knowledge of strategies to support their child's social-emotional development.

1. Curriculum-based (program specific)

★Updated: Equity Target Population

5. At least 80% of a minimum of # children demonstrate improved progress toward academic success.

1. **Developmental Reading Assessment (DRA) Kindergarten:** A posttest DRA level of at least a 2 for participants scoring below a 2 at pretest or an increase of at least 1 level for participants scoring a 2 or higher at pretest.
2. **Developmental Reading Assessment (DRA) 1st Grade:** A posttest DRA (Developmental Reading Assessment) level of at least an 8 for students scoring a 4 or lower at pretest OR a posttest DRA of at least a 12 for students scoring 6 or higher at pretest.
3. **Developmental Reading Assessment (DRA) 2nd Grade:** A posttest DRA (Developmental Reading Assessment) level of at least an 12 for students scoring a 10 or lower at pretest OR a posttest DRA of at least a 18 for students scoring 12 or higher at pretest.
4. **Developmental Reading Assessment (DRA) 3rd Grade:** A posttest DRA (Developmental Reading Assessment) level of at least an 28 for students scoring a 18 or lower at pretest OR a posttest DRA of at least a 34 for students scoring 24 or higher at pretest.
5. **iReady Diagnostic Reading Assessment (Student Diagnostic Growth Report):** A jposttest iReady Diagnostic End of Year Reading score of at least the Annual Typical Growth score determined by the pretest iReady Diagnostic Reading assessment.
6. **Social Skills Improvement System (SSIS) Rating Scales Elementary (K-6) – Performance Screening Guide Reading or Math Subscales:** An increase of at least one level from pretest to posttest on the reading or math skill scale OR maintenance of pretest scores of at least a 4 or 5 at posttest on the reading or math skill scale (case notes to support ratings).
7. Curriculum-based (program specific)

6. At least 80% of a minimum of # children/youth demonstrate improved motivation to learn skills.

1. **Social Skills Improvement System (SSIS) Rating Scales Elementary (K-6)/Secondary (7-12) – Performance Screening Guide Motivation to Learn Subscale:** An increase of at least one level from pretest to posttest on the motivation to learn skill scale OR maintenance of pretest scores of at least a 4 or 5 at posttest on the motivation to learn skill scale (case notes to support ratings).
2. Curriculum-based (program specific)

TABLE OF CONTENTS

KNOWLEDGE/SKILLS

TARGET POPULATIONS

7. At least 85% of a minimum of # youth achieve improved skills.

1. Curriculum Based (per program model)

ATTITUDES

8. At least 85% of a minimum of # youth have increased educational aspirations.

1. **Education and Expectations Aspirations Scale:** A score of 3 (Probably will) or 4 (Definitely will) on at least one of the 5 after high school questions of the Education and Expectations Aspirations Scale at posttest.
2. Model-Based (per program model)

BEHAVIOR

9. At least 85% of a minimum of # youth demonstrate positive relationships with parents and other adults.

1. **Vaux Social Support Record:** Increase in total (final) posttest scores from pretest for questions 1-6 or a minimum (final) posttest total score of at least 8 for questions 1-6 on the Vaux Social Support Record.
2. **Modified Adapted Parent-Child Attachment Survey (Rochester Youth Development Survey):** An increase in total average pretest score to total average posttest score with total average posttest scores of at least 3.0.
3. **Positive Relationship with Parents Scale for Teenagers (Child Trends) (Ages 12-17):** Increase in total posttest scores from pretest or minimum posttest total scores of at least 18.
4. Model-Based (per program model)
5. Curriculum Based (per program model)

TABLE OF CONTENTS

BEHAVIOR

TARGET POPULATIONS

10. At least 85% of a minimum of # parents/caregivers are involved with their child's development, education and/or school.

1. **Parent Education Profile (PEP) Scale I, II, or III**: A minimum posttest score of at least a 3 with no decreases from pretest on all of the corresponding subscales of the PEP Scale I, II or III.
2. **Get Ready to Read Home Literacy Environment Checklist**: A posttest score of 20 or higher on the Get Ready to Read (GRTR) Home Literacy Environment Checklist (Birth-Preschool age).
3. **Social-Emotional Assessment Evaluation Measure (SEAM) Family Profile**: An increase of 5 or more points from total pretest score to total posttest score on the sum of the 2 subscales (responding to my child's needs and providing predictable schedule/routines and appropriate environment for my child) OR maintain (with no decreases) a total pretest score of at least 50 on the sum of the 2 scales for infants or a total pretest score of at least 90 on the sum of the 2 subscales for toddlers or preschoolers. (Ages 2 months-66 months).
4. **Parent-Teacher-Student COMPACT/Parent Checklist-Revised – Short Form**: Increase in average total score from pretest to posttest or maintain average total score of at least 3.60 on the Revised parent checklist – Short Form AND Parent/student/teacher compact signed by parent. (Elementary School)
5. **Parent and Teacher Involvement Questionnaire**: Parent Version (original): Increase in average score from pretest to posttest on the Parent's Involvement and Volunteering at School subscale (Questions 5-7, 9-10, 18-22) or maintain an average subscale pretest score of at least 3 at posttest on the Parent's Involvement and Volunteering at School subscale (Questions 5-7, 9-10, 18-22) of the Parent and Teacher Involvement Questionnaire: Parent Version (Original). (Grades K-3)
6. **Modified Father Engagement Scale:** An increase from average pretest total score to average posttest total score with average posttest total scores of at least 3.5 OR maintain (with no decreases from pretest) an average pretest total score of at least 3.5 at posttest.
7. **Curriculum-based (Program Specific)**

TABLE OF CONTENTS

BEHAVIOR

TARGET POPULATIONS

11. At least 75% of a minimum of # Early Childhood Education (ECE) practitioners/professionals demonstrate developmentally appropriate practices (DAP).

1. **Teaching Pyramid Observation Tool (TPOT)/Teaching Pyramid Infant Toddler Observation Scale (TPITOS)**: Practitioners receiving a minimum of 3 months of technical assistance will demonstrate a 2% increase from pretest overall score to post overall score on the TPITOS or TPOT OR maintenance of an overall score of 80% and above OR Practitioners receiving a minimum of 6 months of technical assistance will demonstrate a 5% increase from pretest overall score to post overall score on the TPITOS or TPOT OR maintenance of an overall score of 80% and above.
2. **Best Practices in Inclusive Early Childhood Education (BPIECE)**: Practitioners receiving a minimum of 1 month of technical assistance will achieve or maintain (with no decreases) 95% (38/40) of the indicators on the BPIECE scored at Occasionally or higher at posttest.
3. **Classroom Assessment Scoring System (CLASS)**: Practitioners will demonstrate an increase from pretest to posttest in at least: one domain of the Pre-K CLASS, or two dimensions of the Infant CLASS or four dimensions of the Toddler CLASS.
4. **Illinois Children's Mental Health Partnership Self-Reflection tool**: A posttest score of at least a 4 (Competent) on the Self-Reflection tool as rated by consultant and provider (consultant rates provider and provider self-evaluation).
5. **Environmental Rating Scale (ERS)**: Practitioners who score an average below a 3.0 at pretest will achieve a .5 global increase. Practitioners who score an average of 3.0 or above at pretest will achieve a .25 global increase.
6. **Ready! for Kindergarten Childcare Provider Observation Assessment Tool**: An increase of at least one level in Total Scores from pretest to posttest (e.g., Deficient to Fair, Fair to Basic, Basic to Above Average, Above Average to Exemplary) OR increase or maintain pretest Total Scores of at least 55 (Exemplary level) at posttest.
7. **Curriculum Based (per program model)**

TABLE OF CONTENTS

BEHAVIOR

TARGET POPULATIONS

12. At least 75% of a minimum of # children demonstrate improved social-emotional competence.

1. **Social-Emotional Assessment Evaluation Measure (SEAM)**: An increase of 4 or more points from pretest to posttest on the Social-Emotional Assessment/Evaluation Measure (SEAM) (observation notes to support ratings).
2. **Social Skills Improvement System (SSIS) Rating Scales Preschool– Performance Screening Guide Prosocial Behavior Scale**: An increase of at least one level from pretest to posttest on the prosocial behavior skill scale OR maintenance of pretest scores of at least a 4 or 5 at posttest on the prosocial behavior skill scale (case notes to support ratings).
3. **Eyberg Child Behavior Inventory (ECBI; ages 2 and up)**: A decrease from pretest to posttest of 7 raw score points on the ECBI Intensity Scale for participants with pretest raw scores of at least 131 (clinical range) or a posttest score of 130 or below for participants scoring 130 or below (normative range) at pretest.
4. **BRIGANCE Inventory of Early Development**
5. **Preschool and Kindergarten Behavior Scales 2nd Edition (PKBS-2)**
6. **Model-based (Program Specific)**

13. At least 75% of a minimum of # children/youth demonstrate improved positive social behaviors.

1. **DESSA-mini**: An increase of at least 5 T-score units from pretest to posttest for participants with pretest T scores of 40 or less OR maintain or increase T scores from pretest to posttest for participants with pretest T scores of at least 41 (Case notes to support ratings).
2. **Social Skills Improvement System (SSIS) Rating Scales Elementary (K-6)/Secondary (7-12)– Performance Screening Guide Prosocial Behavior Scale**: An increase of at least one level from pretest to posttest on the prosocial behavior skill scale OR maintenance of pretest scores of at least a 4 or 5 at posttest on the prosocial behavior skill scale (case notes to support ratings).
3. **Social Skills Improvement System (SSIS) Rating Scales**
4. **Sutter-Eyberg Student Behavior Inventory Revised (up to age 16)**
5. **Model-based (Program Specific)**
6. **Curriculum-based (Program Specific)**

14. At least 90% of a minimum of # children/youth regularly attend school.

1. **Report Card**: Student attends at least 95% of school days (absent {unexcused} 9 days or less).

TABLE OF CONTENTS

BEHAVIOR

TARGET POPULATIONS

15. At least 85% of a minimum of # youth demonstrate increased school connection/engagement.

1. **School Engagement Scale – Behavioral, Emotional and Cognitive Engagement:** An increase in total average pretest score to total average posttest score with total average posttest scores of at least a 2.50.
2. **Educational Engagement Scale for Teenagers:** An increase in total pretest score to total posttest score with total posttest scores of at least 19 OR maintenance of a total pretest score of at least 19.
3. **Engagement vs. Disaffection with Learning Student Report**
4. **Identification with School Questionnaire**
5. **Student Engagement Instrument**
6. **"How I Feel About School" Student Survey**

CIRCUMSTANCE

★Updated: Equity Target Population

16. At least 80% of a minimum of # children are read to or read at least 4 times per week at home.

1. **Parent Education Profile (PEP) Scale II:** Minimum posttest score of at least a 3 with no decreases from pretest to posttest on Scale II of the PEP and Reading Log indicates frequency of reading activities.
2. **Curriculum-based Reading Log (program specific)**

17. At least 75% of a minimum of # children demonstrate readiness for Kindergarten.

1. **Get Ready to Read Screening Tool (25 item Paper Version):** Typically developing children will achieve a minimum performance level score equivalent to Average as specified by age range at posttest (age 3:0-3:5 = 7 or higher, age 3:6-3:11 = 9 or higher, age 4:0-4:5 = 12 or higher, age 4:6-4:11 = 14 or higher, age 5:0-5:5 = 17 or higher, age 5:6-5:11 = 18 or higher).

18. At least 70% of a minimum of # children maintain or secure inclusive child care placements.

1. **Child Record:** Child maintained current placement in program or secured alternate inclusive program.

TABLE OF CONTENTS

CIRCUMSTANCE

TARGET POPULATIONS

19. At least 70% of a minimum of # Early Childhood Education (ECE) programs demonstrate progress towards achieving or maintaining high quality.

1. **Business Administration Scale (BAS) /Program Administration Scale (PAS):** An increase in Average BAS Item Score from pretest to posttest or an increase in Average PAS Item Score from pretest to posttest.
2. **Program Quality Assessment (PQA):** An increase in Grand Average Classroom Score (all classrooms summed and averaged) from pretest to posttest for Infant -Toddler or Preschool PQAs or an increase in Average Family Child Care Score (all items summed and averaged) from pretest to posttest for Family Child Care PQAs.
3. **Entrepreneurial Operating System (EOS) Organizational Checkup:** An increase in total EOS Organizational Checup score from pretest to posttest with posttest scores of at least 50.
4. **CIRCLE Environmental Checklist; CIRCLE Infant & Toddler Classroom Environment Checklist:** Environmental Checklist (Preschool & Infant/Toddler) An increase in Grand Average Classroom Score (all classrooms summed and averaged) from pretest to posttest for Infant -Toddler or Preschool Checklist.
5. **Model-based (Program Specific)**

20. At least 75% of a minimum of # children/youth have improved self-esteem.

1. **Modified Rosenberg Self-Esteem Inventory:** An increase in total score from pretest to posttest OR maintenance (with no decreases from pretest) of a total pretest score of at least 24 on the Modified Rosenberg Self Esteem Inventory.
2. **Child Rosenberg Self-esteem Scale:** An increase in total self-esteem score from pretest to posttest for participants with pretest scores below 40 OR maintenance of pretest scores of 40 (no decreases) at posttest.
3. **Schwarzer Self-Efficacy Scale:** An increase from overall pretest to posttest score on the 10 question Schwarzer Self- Efficacy Scale.
4. **Individual Protective Factors Index:** An increase in total score from pretest to posttest with a minimum posttest score of at least 13 OR maintenance (with no decreases from pretest) of a total pretest score of at least 42 on the Individual Protective Factors Index Survey.
5. **General Self-Efficacy – Sherer (GSESH)**
6. **Curriculum-based (per program model)**

TABLE OF CONTENTS

CIRCUMSTANCE

TARGET POPULATIONS

21. At least 95% of a minimum of # children have on-time grade promotion.
(For Reporting Only--Outcome: Children with on-time grade promotion)

1. **End of year report card or summer notice of promotion:** On-time promotion to the next grade level.
(For Reporting Only: Number of children promoted on-time by grade level)

22. At least 95% of a minimum of # youth have on-time grade promotion or graduate.
(For Reporting Only--Outcome: Youth with on-time grade promotion or graduation)

1. **End of year report card or summer notice of promotion/graduation:** On-time promotion to the next grade level or graduate on-time.
(For Reporting Only: Number of youth promoted on-time by grade level or number of youth graduated on-time)

TABLE OF CONTENTS

FAMILY SUPPORT

KNOWLEDGE/SKILLS

TARGET POPULATIONS

1. At least 85% of a minimum of # parents/caregivers have increased knowledge of community resources.

1. Curriculum-based (program specific) {must include specific activities to support formal Information & Referral of community partners}

2. At least 80% of a minimum of # parents/caregivers have increased literacy skills (language, digital or financial).

1. CASAS/Test of Adult Basic Education (TABE): Increased reading scores of at least 5 points on the CASAS assessment OR increased GE reading scores of at least 0.3 on the Test of Adult Basic Education-TABE.
2. Reading Evaluation Adult Diagnosis (READ)
3. Basic English Skills Test Plus (BEST Plus)
4. Your Money, Your Goals What You Know Self-Assessment: Achieve at least 7 correct responses (70%) by posttest.
5. Curriculum-based (per program model)

★ NEW OUTCOME

3. At least 80% of a minimum of # parents/caregivers demonstrate progress towards educational success.

1. Curriculum-based (per program model)

★ NEW OUTCOME

4. At least 80% of a minimum of # parents/caregivers have increased skills towards achieving economic mobility.

1. Curriculum-based (per program model)

TABLE OF CONTENTS

KNOWLEDGE/SKILLS

TARGET POPULATIONS

5. At least 80% of a minimum of # parents/caregivers have increased parenting skills.

1. **Adult Adolescent Parenting Inventory-2.1**: Posttest Sten score of 4 or higher on all AAPI-2.1 constructs.
2. **Circle of Security Participant Survey**: An increased Now total average score from Before total average score on parenting skills Questions 3-9.
3. **Adapted Therapy Attitude Inventory**: Achieve a raw score of at least 35 points on the Adapted Therapy Attitude Inventory.
4. **Parenting Sense of Competence Scale**
5. **Model-based (program specific)**

ATTITUDES

6. At least 70% of a minimum of # parents/caregivers have reduced stress.

1. **Perceived Stress Scale**: Decrease in total score from pretest to posttest on the Perceived Stress Scale.
2. **Parental Stress Scale**: Decrease in total score from pretest to posttest on the Parental Stress Scale.
3. **Community Life Skills Scale**: An increase from pretest total score to posttest total score and posttest scores of at least 19 (case notes to support ratings).
4. **Model-based (program specific)**

BEHAVIOR

7. At least 95% of a minimum of # parents/caregivers demonstrate positive parent/child or family interactions (No verified child maltreatment).

1. **Florida Safe Families Network (FSFN) database**: Open participants enrolled for at least 6 months shall have no "verified" finding of child maltreatment during their participation or Closed participants who complete the program will have no "verified" findings more than 12 and up through 24 months after completion.

TABLE OF CONTENTS

BEHAVIOR

8. At least 85% of a minimum of # parents/caregivers are involved with their child's development, education and/or school.

1. **Parent/Teacher Compact Form; Revised Parent Checklist – Short Form**: Increase in average score from pretest to posttest or maintain average score of at least 3.60 on the Revised Parent Checklist – Short Form; Parent/Student/Teacher Compact signed by parent.
2. **Parent Education Profile (PEP) {scale(s) selected based on program model and age of child(ren)}**: A minimum posttest score of at least a 3 with no decreases from pretest on each of the subscale items of the Parent Education Profile Scale.
3. **Get Ready to Read Home Literacy Environment Checklist (Kindergarten age children or younger)**: A posttest score of 20 or higher on the Get Ready to Read (GRTR) Home Literacy Environment Checklist.
4. **Fatherhood Research and Practice Network Father Engagement Scale**: An increase from average pretest total score to average posttest total score with average posttest total scores of at least 2.0 OR maintain an average pretest score of at least 2.0 at posttest (with no decreases).
5. **Parent/Caregiver Involvement Scale**

CIRCUMSTANCE

9. At least 80% of a minimum of # families have improved family well-being.

1. **Family Resource Support Guide- Resource Scale**: An increase from average pretest to posttest score with minimum average posttest scores of at least 3.25 OR maintenance or increases in average pretest scores of 3.25 or higher.
2. **North Carolina Family Assessment Scale-G (NCFAS-G)**:Posttest scores of at least zero on the 7 overall domains (Environment, Parental Capabilities, Family Interactions, Family Safety, Child Well-Being, Self-Sufficiency, and Family Health) for participants scoring below a zero at pretest OR increased or maintenance of pretest scores of at least zero at posttest for participants scoring a zero or higher at pretest on the 7 overall domains (case notes to support ratings).
3. **FRIENDS National Resource Center Family Support Program Outcome Survey {program specific questions}**
4. **Parent Assessment of Protective Factors (PAPF)**: An increase in total Protective Factors Index Score from pretest to posttest for participants scoring below a 4.0 OR maintenance of pretest scores of at least a 3.0 with no decreases at posttest for participants scoring at or above 3.0 at pretest.
5. **Curriculum-based (program specific)**

TABLE OF CONTENTS

CIRCUMSTANCE

TARGET POPULATIONS

10. At least 85% of a minimum of # individuals have increased concrete supports.

1. **FRIENDS National Resource Center Family Support Program Outcome Survey**: A score of 5 or higher on Today scores for questions 2 and 5 on the Family Support Program Outcome Survey.
2. **Protective Factors Survey**: increased mean score (average) from pre to post test Concrete Support subscale (Q8, Q9, Q11) OR maintenance at posttest of an average pretest score of 6 or higher for the Concrete Support subscale.
3. **Case Notes**: Date of linkage for referrals to concrete support service(s) related to their needs.
4. **Model-based (Program specific)**
5. **Curriculum-based (program specific)**

11. At least 80% of a minimum of # individuals have improved mental well-being.

1. **Children's Functioning Assessment Rating Scale (CFARS)**: A decrease of at least 10% from initial to final scores on the CFARS (children).
2. **Functioning Assessment Rating Scale (FARS)**: A decrease of at least 10% from initial to final scores on the FARS (adults).
3. **The Strengths and Difficulties Questionnaire (SDQ)**: A decrease in total difficulties score or maintain a pretest total difficulties score of 13 or lower (Parent/Teacher 4-10 Form or Teacher 11-17 Form).
4. **Columbia Suicide Severity Rating Scale**: Posttest scores of "No" on at least Questions 3, 4 and 5 on the Columbia Suicide Severity Rating Scale AND a documented linkage to a behavioral health provider.

CIRCUMSTANCE

TARGET POPULATIONS

12. At least 85% of a minimum of # individuals have increased social supports.

1. **North Carolina Family Assessment Scale-G (NCFAS-G; Community/Social Life Scale)**: North Carolina Family Assessment Scale (NCFAS-G) posttest scores of at least 0 on the overall Social/Community Life domain for participants scoring below a 0 at pretest OR increase or maintenance of pretest scores of at least 0 at posttest for participants scoring a 0 or higher at pretest for the overall Social/Community Life domain (case notes to support ratings).
2. **Family Support Scale**: An increase in the average total score from pretest to posttest.
3. **FRIENDS National Resource Center Family Support Program Outcome Survey**: A score of 5 or higher on Today scores for questions 1, 2, and 4 on the Family Support Program Outcome Survey.
4. **Family Resource Support Guide Resource Map**: An increase from pretest to posttest in the number of formal and informal supports/resources identified in the participant's network that can be accessed for assistance in meeting goals on the family support plan.
5. **Florida Child and Adolescent Needs and Strengths (CANS) Social Resources Subscale**: A score of either 0 or 1 on the CANS scale of Social Resources at posttest.
6. **NCAST Network Survey**: An increase from pretest to posttest in the number of formal and informal supports/resources identified in the participant's network that are also rated as being "Somewhat" helpful or "A great deal" helpful on the NCAST Network Survey.
7. **Ecomap**: An increase from pretest to posttest in the number of informal or formal supports identified in the participant's network as strong/positive connections (supporting documentation in case notes).
8. **MOS Social Support Survey**: An increase to an average of 3 points from pretest to posttest for participants with pretest scores less than a 3 or achieve/maintain minimum posttest score of average of 3 on the Emotional/Informational Subscale (Items: 3,4,8,9, 13,16,17,19).
9. **Karitane Parenting Confidence Scale**: An increase of 6 points from pretest to posttest for participants with pretest scores of 35 or less or achieve/maintain minimum posttest score of 40 for those participants with pretest scores above 35.
10. **Protective Factors Survey**: Increased mean score (average) from pre to post test on the Social Support subscale (Q6, Q7, Q10) OR maintenance at posttest of an average pretest score of 6 or higher for the Social Supports subscale.
11. **Multidimensional Scale of Perceived Social Support**
12. **Model-based (Program specific)**
13. **Curriculum-based (program specific)**

TABLE OF CONTENTS

DRAFT Providers by Platforms (Active Contracts)

Children's Board of Hillsborough County (FY 2022-2023)

(Level 1) INVESTMENT GRANTS
A contract awarded to an organization that demonstrates working relationships with community-based agencies that impact a large system of care with universal access for children and their families in one or more strategic focus areas.

Neighborhood / School	Preliminary Contract Amount	Healthy & Safe	Developing On Track	Ready to Learn	Family Support
Positive Spin, Inc. / *Empowering a Community with Hope* (EACH One) *(*East; West; Sulphur Springs, North Tampa & Temple Terrace*)*	830,937		○	○	●

County Wide	Preliminary Contract Amount	Healthy & Safe	Developing On Track	Ready to Learn	Family Support
Bay Area Legal Services, Inc. / *Lawyers Helping Kids*	716,189				●
Champions for Children, Inc. / *Parents as Teachers*	1,322,106	○	●	○	
Children's Home Network / *Reaching and Inspiring Students Everywhere*	1,032,669			●	
Children's Home, Inc., *The D/B/A Children's Home Network / Supporting and Empowering Educational and Developmental Services (SEEDS)*	2,142,400			●	○
Early Childhood Council of Hillsborough County, Inc. / Community *Developmental Screening*	685,211		●		
Healthy Start Coalition of Hillsborough County, Inc. / **Healthy Families Hillsborough*	2,069,163	○	●		○
Healthy Start Coalition of Hillsborough County, Inc. / *Healthy Steps Hillsborough*	710,773	●			○
Healthy Start Coalition of Hillsborough County, Inc. / *Safe Baby Plus	1,322,459	●	○		○
Hillsborough Community College Foundation / Quality Early Education System	2,519,870			●	
Lutheran Family Services, Inc. / *Children's Board Family Resource Centers*	3,066,275	○	○	○	●
Metropolitan Ministries, Inc. / *Homeless Family Early Intervention Program (First Hug)*	1,393,323	○	○		●
REACHUP, Inc. / **Giving Resources and Opportunities with Trust and Hope (GROWTH with Doulas and Dads)*	948,476	●			○
St. Joseph's Hospital D/B/A St. Joseph's Children's Hospital / Mobile Health and Safety Education	1,050,039	●	○		
University of South Florida Board of Trustees / **Hillsborough HIPPY Parent Involvement Project*	1,463,692		○	●	○
University of South Florida Board of Trustees / *Program Wide Positive Behavior Support*	774,973			●	

TABLE OF CONTENTS

DRAFT Providers by Platforms (Active Contracts)

Children's Board of Hillsborough County (FY 2022-2023)

County Wide & Neighborhood	Preliminary Contract Amount	Healthy & Safe	Developing On Track	Ready to Learn	Family Support
Champions for Children, Inc. / *The First Years*	680,000		●		○
Hispanic Services Council, Inc. / *La RED de Padres Activos (The Network of Active Parents) South County, Plant City, Palm River, North & West Tampa*	1,038,748			○	●
County Wide MATCH Grants	**Preliminary Contract Amount**	**Healthy & Safe**	**Developing On Track**	**Ready to Learn**	**Family Support**
Hillsborough County School Readiness, Inc. D/B/A Early Learning Coalition of Hillsborough County / *School Readiness Funding*	810,770			●	
Total Investment Grants	24,578,073				

(Level 2) UNITING GRANTS
A contract awarded to an organization that primarily demonstrates a neighborhood focus and a collaborative approach to service delivery that supports one or more strategic focus areas.

Neighborhood / School	Preliminary Contract Amount	Healthy & Safe	Developing On Track	Ready to Learn	Family Support
Boys & Girls Clubs of Tampa Bay, Inc. / *After-Zone and Elementary School Initiative ( )*	545,000			●	
Boys & Girls Clubs of Tampa Bay, Inc. / *After-Zone and Middle School Initiative (Plant City;Town N Country; South County)*	545,000			●	
Girl Scouts of West Central Florida, Inc. / Girl Scout Troop Program	322,118			●	
Gulf Coast Jewish Family and Community Services Inc. / *Good Afternoon Friends and Amigos (Reddick and Turkey Creek)*	400,567			●	○
Housing Authority of the City of Tampa / *Village Link Up (Robles Park Village / C. Blythe Andrews)*	318,942				●
Learn Tampa Bay / *Learning Is Fun Together (LIFT) (Plant City)*	272,525		○	●	
Parents and Children Advance Together Literacy Ministries (PCAT) / *South County Literacy Initiative (Ruskin)*	428,645			●	
Success 4 Kids and Families, Inc. / *Successful Families (South and East County)*	518,379				●
Tampa Metropolitan Area YMCA, Inc. / *Community Learning Center at Sulphur Springs*	314,882			●	
University Area Community Development Corporation (UACDC) / Get Moving (North Tampa)	304,402	●			

TABLE OF CONTENTS

DRAFT Providers by Platforms (Active Contracts)

Children's Board of Hillsborough County (FY 2022-2023)

County Wide	Preliminary Contract Amount	Healthy & Safe	Developing On Track	Ready to Learn	Family Support
Big Brothers Big Sisters of Tampa Bay, Inc. / *1-to-1 Mentoring (Elementary)*	272,500			●	
Big Brothers Big Sisters of Tampa Bay, Inc. / *1-to-1 Mentoring (Middle)*	272,500			●	
Children's Home, Inc., The D/B/A Children's Home Network / **Kinship Hillsborough*	545,000		○		●
Children's Museum of Tampa, Inc., The D/B/A Glazer Children's Museum / Learn & *Play Tampa Bay*	343,650		○	●	
Champions for Children / **Family Focus*	470,446	●	○		○
Dawning Family Services / A Path to Prevention	322,373				●
Dawning Family Services / Housing for Success	244,267				●
Early Childhood Council of Hillsborough County, Inc. / *Inclusion Support Services*	541,302			●	○
Easter Seals Florida, Inc. / Early Learning Intervention Program	542,735				
Family Enrichment Center, Inc., The / *Kinship Care*	360,313		○	○	●
Famiy Healthcare Foundation, Inc. / *Connecting Kids to Care*	243,076	●			
Gulf Coast Jewish Family and Community Services, Inc. / Teen Parent Engagement Program	491,310	○	●	○	
Hillsborough Education Foundation, Inc. / Tech Connect	399,654			●	○
Metropolitan Ministries, Inc. / *C.R.E.A.T.E. School Age Program*	544,587			●	○
Preserve Vision Florida, Inc. / *Children's Vision Health and Safety Services*	325,000	●			
Redefiners World Languages, Inc. / *Multilingual Citizens Program*	469,091				●
Spring of Tampa Bay, Inc., The / *Family Safety from Domestic Violence*	350,979				●
St. Joseph's Hospital D/B/A St. Joseph's Children's Hospital / Supporting Motherhood and More	185,914	●			
University of South Florida Board of Trustees / *Helping our Toddler's Developing our Children's Skills (HOT DOCS & DOCS K-5)*	341,662			○	●
TBD MATCH Grants	**Preliminary Contract Amount**	**Healthy & Safe**	**Developing On Track**	**Ready to Learn**	**Family Support**
Total Uniting Grants	11,236,819				

DRAFT Providers by Platforms (Active Contracts)

Children's Board of Hillsborough County (FY 2022-2023)

(Level 3) LEADING GRANTS
A contract awarded to organizations with programs that are primarily neighborhood and / or faith-based demonstrating innovative service delivery models in one strategic focus area to meet emerging community needs or target underserved populations.

Countywide Match	Final Contract Amount	Healthy & Safe	Developing On Track	Ready to Learn	Family Support
Tampa Hillsborough Homeless Initiative / UNITY Information Network	50,000				●
Neighborhood	**Final Contract Amount**	**Healthy & Safe**	**Developing On Track**	**Ready to Learn**	**Family Support**
Boys and Girls Clubs of Tampa Bay / Brandon Art Masters	87,630			●	
Parents and Children Advance Together Literacy Ministries (PCAT) / *Sulphur Springs Literacy Initiative (Ruskin)*	139,925			●	
Seniors in Service of Tampa Bay, Inc. / *Readers in Motion (School and CBFRC Based)*	140,000			●	
Tampa Heights Junior Civic Association, Inc. / School Promotion, Prevention and Early Intervention	140,000			●	
County Wide	**Final Contract Amount**	**Healthy & Safe**	**Developing On Track**	**Ready to Learn**	**Family Support**
Children's Museum of Tampa, Inc., The D/B/A Glazer Children's Museum / *Children's Board Free Tuesday*	75000				●
Children's Museum of Tampa, Inc., The D/B/A Glazer Children's Museum / Pop Up Play at Plant City CBFRC	126,276				●
Florida Baptist Children's Homes d/b/a One More Child / One More Child Family Support	140,000				●
FL Museum of Photographic Arts / Learning Through Photography	42,900				●
Housing Authority of the City of Tampa / Building Family Financial Skills	92,130				●
Just Initiative Inc. / Community Care	104,331				●
School District of Hillsborough County / Renaissance *myON Reader*	100,000			●	
Mary Lee's House, Inc. / Community Alliance Coordinator	90,413				●
Nonprofit Leadership Center of Tampa Bay, Inc. / *Capacity Building: Training and Consultation*	140,000	○	○	○	○
Tampa Museum of Art / Free Access Family Days	54206				●
Total Leading Grants	1,522,811				

● Primary focus area
○ Secondary/Tertiary focus area(s)
*Lead Agent with Subcontractors(s)
TA Capacity Building (#TBD)
TA Safety (#TBD)
Social Enterprise (#TBD)

TABLE OF CONTENTS

Children's Board of Hillsborough County

FY 2022 Annual Contract Evaluation and Recommendation for Continuation Funding

Part I

Agency: _____ Program: _____

Contract Manager: _____ Contract is a Lead Agency with Collaborative Subcontractors ☐ Yes ☐ No

Contract activities through May 30	Comments/Explanations	Max Pts	Pts Awarded	Rater Initials
1. Geographic Focus: *(see map)*	**Check One:** ___ 95%-100% of program participants served reside in geographic focus area(s) specified in scope of services (3 points) ___ 85%-94% of program participants served reside in geographic focus area(s) specified in scope of services (2 points) ___ 75%-84% of program participants served reside in geographic focus area(s) specified in scope of services (1 point) ___ Below 75% of program participants served reside in geographic focus area(s) specified in scope of services (0 points) *Enter Comments Here:*	3		
2. Service Level Achievement: *(# of participants served are in compliance with # contracted to serve)*	___ Program service levels **on track** with expected rates of enrollment (3 points) or ___ Program service levels **below** expected rates of enrollment (0, 1 or 2 points) *Enter Comments Here:*	3		
3. Demonstration of Community Engagement and/or Collaboration:	___ Program at least annually utilizes a customer service/satisfaction survey. (1 point) ___ Participants engaged in program evaluation **and** an advisory capacity. (1 point) ___ Participants engaged in staff hiring or serve in a decision-making role. (1 point) ___ Collaboration exists with community partners without formal subcontract agreements to improve service delivery for families. (1 point) *Enter Example Here*:	4		

Children's Board of Hillsborough County

FY 2022 Annual Contract Evaluation and Recommendation for Continuation Funding

Part I

Contract activities through May 30	Comments/Explanations	Max Pts	Pts Awarded	Rater Initials
4. Compliance with CBHC General Terms and Conditions:	**Score 0 or 1 point for each:** 1. ___ Timely notifications of Board member listing or staff changes (including E.D. or Board Chair) 2. ___ Notification of loss of other Program funds and/or critical incidents. 3. ___ Participation in 2-1-1 4. ___ Disaster Communication Form and Contact Information 5. ___ Maintains Insurance *Enter Comments Here*:	5		
5. Demonstration of CBHC Branding or Marketing Materials Recognizing CBHC Funding Support: **Check here if contract has branding special condition** ☐ *(If checked, consult with Public Relations Director)*	**Score 0 or 1 point for each:** 1. ___ Acknowledges Children's Board support on any agency and program materials, either electronic or print by publishing the Children's Board logo or approved program logo with statements such as "funding for services generously provided by the Children's Board". 2. ___ Publishes the Children's Board logo on the Provider website home page. 3. ___ Establishes a link to the Children's Board website on the Provider website. 4. ___ Displays the Children's Board logo in Provider service locations and administrative offices. 5. ___ Provides information about the Children's Board each year to its employees and governing Board of Directors (evidence in minutes). *Enter Comments Here*:	5		

TABLE OF CONTENTS

Children's Board of Hillsborough County

FY 2022 Annual Contract Evaluation and Recommendation for Continuation Funding

Part I

Contract activities through May 30	Comments/Explanations	Max Pts	Pts Awarded	Rater Initials
6. Fiscal Review Site Visit:	**Score 0, 1 or 2 points for each:** ___ The Fiscal Site Visit Interview Form was completed 3 business days prior to site visit and the provider was ready for the fiscal review when CBHC arrived. ___ All expenses on the reimbursement request form tested were substantiated. ___ There was evidence of a process to review expenditures included on reimbursement request prior to submission. ___ Funds were spent according to the contract budget/narrative. ___ There was evidence of how allocations were determined. *Enter Comments Here*:	**10**		
Total Points Part I	*Enter Additional Comments Here:*	**30**		

Initial Results for Continuation Funding:

___ Progress to date indicates program in good standing *(Part I result is 27 – 30 Points)*
___ Progress to date indicates improvement may be needed *(Part I result is 22 - 26 Points)*
___ Progress to date indicates program may be at risk as a Program of Concern (*Part I result is less than 22 Points)*

Contract Manager Signature: _____ Date completed:

Director of Finance: _____ (initials)

Director of Programs: _____ (initials)

TABLE OF CONTENTS

Children's Board of Hillsborough County

FY 2022 Annual Contract Evaluation and Recommendation for Continuation Funding

Part II

Agency: _____ Program: _____

Contract Manager: _____ Contract is a Lead Agency with Collaborative Subcontractors ☐ Yes ☐ No

Contract Activities	Comments/Explanations should reflect best practices and plans to improve	Max Pts	Pts Awarded	Rater Initials
1. Service Level Achievement: *(# of participants served are in compliance with # contracted to serve)*	Performance on each contracted outcome is scored separately and summed.	12	**Prelim (Prorated Q1-Q3)** = **Final (Q1-Q4)** =	

Service Level	# of Outcomes									
	1	2	3	4	5	6	7	8	9	10
95%-100% of target	12.0	6.0	4.0	3.0	2.4	2.0	1.7	1.5	1.3	1.2
93%-94% of target	10	5	3.3	2.5	2.0	1.7	1.4	1.3	1.1	1.0
91%-92% of target	8.0	4.0	2.7	2.0	1.6	1.3	1.1	1.0	0.9	0.8
89%-90% of target	6.0	3.0	2.0	1.5	1.2	1.0	0.9	0.8	0.7	0.6
87%-88% of target	4.0	2.0	1.3	1.0	0.8	0.7	0.6	0.5	0.4	0.4
85%-86% of target	2.0	1.0	0.7	0.5	0.4	0.3	0.3	0.3	0.2	0.2
Below 85% of target	0.0	0.0	0.0	0.0	0.0	0.0	0.0	0.0	0.0	0.0

Enter Comments Here:

Part II

Contract Activities	Comments/Explanations should reflect best practices and plans to improve	Max Pts	Pts Awarded	Rater Initials
2. Outcomes or Contract Deliverables: *(% of contracted outcome results achieved)* **Number of outcomes used to score:** **Check here if baseline data** ☐	Performance on each contracted outcome is scored separately and summed. *Enter Comments Here:*	26	**Final (Q1-Q4) =**	

Service Level	# of Outcomes									
	1	2	3	4	5	6	7	8	9	10
95%-100% of target	26	13	8.67	6.5	5.2	4.33	3.71	3.25	2.89	2.6
93%-94% of target	23.4	11.7	7.8	5.85	4.68	3.9	3.34	2.93	2.6	2.34
92% of target	20.8	10.4	6.93	5.2	4.16	3.47	2.97	2.6	2.31	2.08
91% of target	18.2	9.1	6.07	4.55	4.55	3.03	2.6	2.28	2.02	1.82
90% of target	15.6	7.8	5.2	3.9	3.12	2.6	2.23	1.95	1.73	1.56
89% of target	13	6.5	4.33	3.25	2.6	2.17	1.86	1.63	1.44	1.3
88% of target	10.4	5.2	3.47	2.6	2.08	1.73	1.49	1.3	1.16	1.04
87% of target	7.8	3.9	2.6	1.95	1.56	1.3	1.11	0.98	0.87	0.78
86% of target	5.2	2.6	1.73	1.3	1.04	0.87	0.74	0.65	0.58	0.52
85% of target	2.6	1.3	0.87	0.65	0.52	0.43	0.37	0.33	0.29	0.26
Below 85% of target	0.0	0.0	0.0	0.0	0.0	0.0	0.0	0.0	0.0	0.0

Part II

Contract Activities	Comments/Explanations should reflect best practices and plans to improve	Max Pts	Pts Awarded	Rater Initials
3. Data Integrity Check Check here if data was corrected ☐ Date:	**Check One:** (Accuracy of Sample = # Correct Data Elements/Total # Data Elements) ___ 95% - 100% accuracy (12 points) ___ 90% -94% accuracy (8 points) ___ Less than 90% accuracy (0 points) **Score 1 point for each:** ___ Administration of all measures follows measurement tool protocol/guidelines or program evaluation procedures (1 point) ___ Completed measures contain all necessary information for participant identification (1 point) ___ Completed measures contain all necessary information including documentation for accurate scoring (1 point) *Enter Comments Here*:	15		
4. Fiscal Reporting and Reimbursements (through Q3): *(Deduct from total points allowable the % of those reimbursement forms and budget to actual reports received without accurate information and budget to actual reports not received on time by total number of reports received).*	___ Reimbursement requests contain accurate information. (0, 1, 2 or 3 points) ___ Budget to actual reports were received by the deadline. (0 or 1 point) ___ Budget to actual reports contain accurate information. (0 or 1 point) ___ Next FY budget was submitted for contract by deadline. (0, 1 or 2 points) ___ Next FY budget submitted in accordance with instructions and without major revisions. (0, 1 or 2 points) *Enter Comments Here*:	9		
5. Compliance with General Terms and Conditions (activities through July 31st):	___ Evidence of a sustainability or strategic action plan Next FY that outlines organizational goals which includes funding diversification monitoring guidelines. (1 point) ___ CBHC prior approval for spending outside of the budget. (0, 1, or 2 points) ___ CBHC obtained contract notifications or pre-approved contract changes. (0, 1, or 2 points) ___ Most current agency audit submitted on time (1 point). *Enter Comments Here*:	6		

Part II

Contract Activities	Comments/Explanations should reflect best practices and plans to improve	Max Pts	Pts Awarded	Rater Initials
6. The provider submits reimbursement requests on a monthly basis and in a timely fashion. (activities through July 31st):**	___ The provider is consistently more than one month behind in submitting reimbursement requests. (0 points) or ___ The provider consistently submits a reimbursement request for a given month by the last day of the following month. (1 point) or ___ The provider consistently submits a reimbursement request for a given month by the 15th day of the following month. (2 points) *Enter Comments Here*:	2		

Children's Board of Hillsborough County

FY 2022 Annual Contract Evaluation and Recommendation for Continuation Funding

Part II

Score Summary	Additional Comments	Max Pts	Pts Awarded	Rater Initials
Preliminary Points Part II	*Special Note: Omit Section 2 when scoring.* *Enter Additional Comments Here:*	**44**		
Total Score from Part I	***Part I Score***	**30**		
Total Preliminary Score	***Part I + Preliminary Part II***	**74**		
Final Points Part II	*Enter Additional Comments Here:*	**70**		
Total Final Score	*Part I + Part II*	**100**		

*** FY2022 Annual Contract Evaluation and Recommendation tool has been modified from previous years:*
Scoring for Section 6 is on consistency and timeliness of reimbursement requests (previously funding diversification). No change in total points in this section.

Preliminary Recommendation

___ Continue funding effective October 1 *(Total score result is 64 points or higher)*
___ Continue funding effective October 1 with a contract modification (s) as necessary *(Total score is between 53 and 63 points)*
___ Continue funding effective October 1 with a documented Provider Improvement Plan (*Total score is less than 53 points)*

Final Recommendation

___ Continue funding effective October 1 *(Total score result is 85 points or higher)*
___ Continue funding effective October 1 with a contract modification (s) as necessary *(Total score is between 70 and 84 points)*
___ Continue funding effective October 1 with a documented Provider Improvement Plan (*Total score is less than 70 points)*
___ Other Determination

Part II

NOT SCORED CBHC Review by 11/15	Comments/Explanations should reflect best practices and plans to improve
7. Agency Audit *(for direct contracts and lead agencies only)*	**Check one (If opinion status not selected, comments required):** ___ Unmodified opinion with no comments or findings ___ Unmodified opinion with comments ___ Unmodified opinion with findings ___ Qualified opinion *Enter Comments Here*:
8. ASO Provider Monitoring *Check here if **not** applicable* ☐	**Indicate "yes" or "no" for each item:** ___ Adherence to ASO Policies and Procedures ___ Service or support tied back to a family support plan. Indicate % _____ ___ Documentation found in client file to substantiate ASO expenditures ___ Funds returned if any. Indicate $ amount _____ If any of these objectives were not met please briefly describe: *Enter Comments Here*:
9. Provider Improvement Plan	**Check one:** ___ Not Applicable ___ Completed Successfully ___ Not Completed Successfully ___ In Progress (continuing into next fiscal year)

Did Agency Audit, ASO or Provider Improvement Plan results change continuation funding recommendation? ☐ **Yes** ☐ **No**

___ Continue funding effective October 1
___ Continue funding effective October 1 with a contract modification (s) as necessary
___ Continue funding effective October 1 with a Provider Improvement Plan
___ Other Determination
Enter Comments Here:

Part II
Projected Funding Allocation

FY 2021 Contract Amount: $ ASO Allocation: $

FY 2022 Continuation Contract Amount: $ ASO Allocation: $

Explain any amount difference including impact to program or if contract is ending (i.e. changes to service levels, outcomes and/or ASO allocations)

Enter Comments Here:

Type of Contract: ☐ Investment (more than $600,000) ☐ Uniting ($75,000 – $599,999) ☐ Leading ($5,000 - $74,999)

Contract Manager Signature and Date: _____

Director of Finance Signature and Date: _____

Director of Programs Signature and Date: _____

Part II

Contract Activities through September 30	**For Lead Agent with funded sub-contracts only** (calculate separately from final score):			
Collaborative functioning / Lead Agent Compliance: *Check if **not** applicable* ☐	**Score 0 or 1 for each: Programmatic: ___** ___ Cooperation – Evidence that partnership improves service delivery. *Enter Example Here*: ___ Coordination – Combined resources to maximize operational efficiencies. *Enter Example Here*: ___ Collaboration – Collectively applying a pool of seamless resources to meet family outcomes (including but not limited to collaborative staff training). *Enter Example Here*: ___ Sharing staff across partnership to meet program needs and goals. *Enter Example Here*: ___ Subcontractor personnel included in CBHC contract negotiations. **Score 5 if yes for ALL items, 0 if not. Place "X" if done. Contractual: ___** ___Lead informs subcontractors of CBHC notifications, requests or meeting notices. ___Lead agent and subcontractor representatives attend CBHC training and/or meetings. ___ Subcontract agreements were executed and included all applicable special conditions and CBHC General Terms and Conditions as an attachment. ___Subcontract agreements submitted to CBHC within 30 days of contract execution. ___ Lead agent completed sub-contractor(s) fiscal site visits. *Enter Comments Here*:	**Max 10**	**Pts Awarded**	**Rater Initial**

Maintain Lead Agency Status: ☐ YES ☐ NO if no, explain: Maintain All Sub-Contract Status: ☐ YES ☐ NO if no, explain:

Enter Comments Here:

___ Score of 7 -10 indicates good standing
___ Score of 6 or below indicates need to address areas of improvement with a collaborative action plan

Children's Board of Hillsborough County

Procedure Name: Provider Improvement Plan	**Category:** Program Support
Effective Date: October 1, 2011	**Revision Date:** October 1, 2011; May 28, 2013; September 17, 2015; July 9, 2016; May 26, 2017; January 10, 2018; June 1, 2021

Purpose:
In order to ensure that Children's Board of Hillsborough County (CBHC) funding is used in the most effective and efficient manner, funded agencies (known as "Providers") are required to demonstrate how funding is helping children and their families, through contract requirements, program reports and measureable performance outcomes.

CBHC funded agencies that fail to meet the contractual outcomes or deliverables, fiscal requirements (including ASO), or are deemed out of compliance with administrative requirements such as those in the General Terms and Conditions of the contract are identified and resolution strategies are developed through a Provider Improvement Plan (PIP). This procedure outlines levels of non-compliance.

Out of Compliance Notification: An Out of Compliance notification may be sent to the Provider prior to a Provider Improvement Plan being recommended.

- Issued when a CBHC staff member has attempted communication but the Provider is non-responsive.
- Contract Manager will inform Director of Programs, upon consultation with the Executive Director, it may be determined that a Provider requires a written notification with an adjusted deadline date for meeting specific directive(s). The notification will include applicable consequences if the expectation is not met.
- Providers who comply with the Out of Compliance directive will be advised in writing.
- Providers who do not comply with the Out of Compliance notification will be notified in writing of the possible consequences that may be imposed with deadline dates included (as applicable) or may be placed on a Provider Improvement Plan (Level will be determined based on circumstances).

Providers that are placed on a (PIP) will be monitored more regularly by the assigned CBHC Contract Manager or Fiscal Representative in addition to standard monitoring requirements.

LEVEL 1

Contract Issue – Provider has not successfully addressed or completed a contractual obligation or is Out of Compliance with a contract expectation.

1. Contract Issues may include but are not limited to:
   - difficulty in achieving service levels or program outcomes;
   - services are not being implemented at the level specified in the contract;
   - position vacancies (related to the contract) that have not been filled;

TABLE OF CONTENTS

- there is excessive attrition of staff; excessive unexpended funds or other fiscal issues (untimely submissions, inaccuracy, etc.);
- non-compliance with submitting documentation per General Terms and Conditions or deadlines; and
- other contractual or performance concerns.

2. **Procedures:**

a. **Plan Development** – The CBHC Director of Programs will meet with staff assigned to the contract to discuss the identified concerns. The concerns will be shared with the Provider in a face to face meeting. The Contract Manager will document the information on the Provider Improvement Plan form and indicate the effective date next to "Contract Issue". Once finalized, the Provider Improvement Plan must be signed by the Provider's authorized official as listed in Attachment (5) of the Provider Agreement in addition to the CBHC Executive Director and Director of Programs.

b. **Monitoring** – Contract Manager will follow up on action steps with other CBHC assigned staff (if applicable) and with Provider based on dates outlined in the plan.

c. **Documentation** - A signed copy of the Provider Improvement Plan form will be placed in the contract file and appropriate electronic master file located on the CBHC shared drive for the appropriate fiscal year.

d. **Notifications** - The CBHC Director of Programs will notify the CBHC Executive Director, and CBHC Senior staff if a Provider has been placed on a (Level 1) "Contract Issue".

A Provider Improvement Plan form documenting the required actions and due dates will be transmitted to the Provider's authorized official within seven (7) business days of the meeting.

e. **Extension** – If a Provider requests an extension to complete a Provider Improvement Plan Contract Issue, the extension must be pre-approved by the CBHC Director of Programs.

f. **Plan Result**:

- If the Contract Issue is resolved by the deadline date, the Provider will be notified in writing by the CBHC Director of Programs. A copy of the signed result copy of the Provider Improvement Plan will be sent to the Provider and placed in the contract file.
- If the Contract Issue is not resolved by the deadline date(s), including any approved extension, the Provider will be placed on a (Level 2) "Performance Improvement Plan".

TABLE OF CONTENTS

LEVEL (2)

Performance Improvement – The Provider did not successfully comply with the contract issue (Level 1), out of compliance notification, or has presented an infraction that requires notifying the Provider Board Chair and CBHC Executive Board.

1. Performance Improvement issues include but are not limited to:
   - multiple inaccuracies identified by a data integrity check;
   - demonstrated weakness in agency infrastructure to support the level of service;
   - excessive attrition of staff; excessive unexpended funds or other fiscal issues (repeated untimely submissions, inaccuracy, etc.);
   - non-compliance with use of measurement tools or submitting documentation/data as requested; and
   - other contractual or performance concerns.

2. **Procedures**:

a. **Plan Development** –CBHC Contract Manager and CBHC Director of Programs will meet with CBHC staff having regular contact or working knowledge of the agency to discuss the identified performance issue(s).

CBHC staff will then meet with the Provider program and/or fiscal staff and any authorized official to discuss pertinent facts, issue(s), actions and deadlines to draft a Provider Improvement Plan form. Once finalized, the Provider Improvement Plan must be signed by the Provider authorized official and Board Chair as listed in Attachment (5) of the Provider Agreement and the CBHC Executive Director or designee.

b. **Monitoring** – Progress under the Provider Improvement Plan will be monitored at specified intervals with updates to assess progress being made in accordance with the deadlines specified.

c. **Documentation** - A signed copy of the Provider Improvement Plan form will be placed in the contract file and appropriate electronic master file located on the CBHC shared drive for the appropriate fiscal year.

d. **Notification** – The CBHC Director of Programs will notify the CBHC Executive Director, CBHC Senior staff, CBHC Executive Board and the Provider's Board Chair if a Provider has been placed on a (Level 2) Performance Improvement.

A Provider Improvement Plan form documenting the required actions, due dates and any potential sanctions will be transmitted to the Provider's authorized official with a copy to the Providers Board Chair within seven (7) business days of the meeting.

e. **Extension** – If the Provider requests an extension, <u>it must be pre-approved by the CBHC Executive Director or designee</u>, and changes must be documented on the Provider Improvement Plan Form. If the Provider Improvement Plan deadlines are approved and extended, performance will be re-evaluated by the amended date.

TABLE OF CONTENTS

f. **Plan Result**:

- When the Provider Improvement Plan is successfully completed, the CBHC Executive Board, Provider and Provider Board Chair will be notified in writing by the CBHC Director of Programs. A signed copy of the Provider Improvement Plan will be sent to the Provider and placed in the contract file.
- If the Provider Improvement Plan is not resolved by the deadline date(s), including any approved extension, the Provider will be placed on a (Level 3) "Program of Concern".

LEVEL 3

Program of Concern - The Provider did not successfully comply with one or all of the action items in the (Level 1) or (Level 2) Provider Improvement Plan, demonstrates new contract violations, and/or has presented an infraction that requires notifying the Provider Board Chair and CBHC Executive Board.

1. **Programs of Concern issues include but are not limited to:**

- Failure to address concerns previously identified;
- Failure to achieve desired service levels or outcomes performance; and
- Failure to utilize CBHC funds according to the budget/budget instructions or repeated lack of fiscal accountability.

2. **Procedures:**

a. **Plan Development** – The CBHC Executive Director or designee and the Provider's authorized official and Board Chair will meet to discuss the contract deficiencies requiring corrective actions and deadlines for completing the required action(s). In addition, CBHC will advise the Provider of any, sanctions to be imposed if the Provider does not satisfactory comply with the Provider Improvement Plan by the specified date(s).

b. **Monitoring** - CBHC will draft a Provider Improvement Plan form. Once finalized, the Provider Improvement Plan must be signed by the Provider authorized official and Board Chair as listed in Attachment (5) of the Provider Agreement and the CBHC Executive Director or designee.

c. **Documentation** – A signed copy of the Provider Improvement Plan form will be placed in the contract file and appropriate electronic master file located on the CBHC shared drive for the appropriate fiscal year.

d. **Notifications** – The CBHC Director of Programs will notify the CBHC Senior Staff, the CBHC Executive Board and the Provider's Board Chair if a Provider has been placed on a (Level 3) Program of Concern.

A Provider Improvement Plan form documenting the required actions, due dates and any potential sanctions will be transmitted to the Provider's authorized official with a copy to the Providers Board Chair within three (3) business days of the meeting.

TABLE OF CONTENTS

e. **Extensions** – Not applicable on a (Level 3) Provider Improvement Plan

f. **Plan Result**:

- When the Provider Improvement Plan is successfully completed, the CBHC Executive Board, Provider and Provider Board Chair will be notified in writing by the CBHC Director of Programs. A signed result copy of the Provider Improvement Plan will be sent to the Provider and placed in the contract file.
- If the Provider Improvement Plan is not resolved by the deadline date(s), the appropriate sanctions will be approved by the Executive Director and the most senior CBHC Board officer available.

  Sanctions may include but are not limited to:

  - Withholding of payments;
  - contract termination; or
  - suspension of the CBHC Provider Contract in whole or in part. Refer to Attachment (3), General Terms and Conditions, Section (16). Performance.

g. **Notification of Sanctions:**

- Notification will be in writing via certified letter to the Provider's authorized official and to the Provider's Board Chair by the CBHC Executive Director.
- Withholding of reimbursement will be reported to an officer of the CBHC Board.
- Reimbursement may resume after the Provider has met such conditions as the Executive Director and an Officer of the CBHC Board have approved.
- Notice of resuming payment action will be reported at the next Board meeting.
- If the sanctions involve terminating the contract, actions must be taken in accordance with Attachment (3), General Terms and Conditions, Section (16). Termination in addition to completing the Contract Closure Checklist.

TABLE OF CONTENTS

Children's Board of Hillsborough County

Provider Improvement Plan Form (last revision date: 01/2018)

_/_/_ Contract Issue **_/_/_ Performance Improvement[1]** **_/_/_ Program of Concern[2]** - Completion Date:

Provider Agency:
Sub-Contractor:
Program Name:

CBHC Contract Manager:
CBHC Fiscal Representative:
CBHC Research Representative:

Background / Issue(s) Requiring Action:

Final Result:

Strategies to Achieve Desired Result	Action Steps	Responsible Parties	Interim Reporting Date(s)	Due Date[3]	Completion Date	Progress Notes Including Final Result

CBHC Signature _____ **Date:** ___ / ___ / ___

Printed Name _____

Provider Signature _____ **Date:** ___ / ___ / ___
Authorized Official
Printed Name _____

[1,2] Programs at the Provider Improvement Plan & Program of Concern levels will be reported to the Provider Agency Board of Directors & CBHC Board.

[3] Due Dates cannot be changed without prior CBHC approval.

TABLE OF CONTENTS

Contract Signature Log
ASO ONLY
FY 2022

Entity/Agency	Contract Type	Brief Description	Contract Period	Contract Amount	Board Approved	Signed By	Date Signed
Julio Rodriguez dba JMJ LABS LLC dba ARCpoint Labs of Saint Petersburg	ASO Provider	Diagnostic Services	5/17/22-ongoing	Varies	No	Paula Scott	5/17/2022
Julio Rodriguez dba JMJ LABS LLC dba ARCpoint Labs of Saint Petersburg	Agreement	Business Associate Agreement	5/17/22-ongoing	Varies	No	Paula Scott	5/17/2022
Giving Hope Counseling, LLC	ASO Provider	Individual/Family Therapy	6/7/22-ongoing	Varies	No	Kelley Parris	6/7/2022
Giving Hope Counseling, LLC	Agreement	Business Associate Agreement	6/7/22-ongoing	Varies	No	Kelley Parris	6/7/2022
LifeStream Behavioral Center, Inc.	ASO Provider	Substance Abuse Services	6/10/22-ongoing	Varies	No	Paula Scott	6/13/2022
LifeStream Behavioral Center, Inc.	Agreement	Business Associate Agreement	6/10/22-ongoing	Varies	No	Paula Scott	6/13/2022

Contract Signature Log
Programs ONLY
FY 2022

Entity/Agency	Contract Type	Brief Description	Contract Period	Contract Amount	Board Approved	Signed By	Date Signed
TAMPA BAY COMMUNITY DEVELOPMENT CORPORATION d/b/a Bethesda Ministries	Standard contract	2022 Upward Kids	5/16/22-8/5/22	29,479	No	Kelley Parris	5/12/2022
HEALTHY START COALITION OF HILLSBOROUGH COUNTY	Amendment	Merge HealthPark with HealthySteps Hillsborough	4/1/2022 - 9/30/2022		No	Paula Scott	5/13/2022
HEALTHY START COALITION OF HILLSBOROUGH COUNTY	Amendment	HealthySteps Healthpark	11/1/2021 - 3/31/2022		No	Paula Scott	5/13/2022
FLORIDA AQUARIUM	Independent Contractor Agreement	2022 Summer Passports	5/30/22-8/5/22	3,680	No	Paula Scott	5/16/2022
ZOOTAMPA AT LOWRY PARK	Independent Contractor Agreement	2022 Summer Passports	5/30/22-8/5/22	32,536	No	Paula Scott	5/16/2022
FAMILY ENRICHMENT CENTER, INC.	Standard	202 STEAM-sational Summer Program	5/16/22-8/5/22	31,786	No	Kelley Parris	5/24/2022
TAMPA METROPOLITAN AREA YMCA, INC.	Amendment	Community Learning Center at Sulphur Springs (reduction)	5/31/2022 - 9/30/2022		No	Kelley Parris	6/3/2022
FLORIDA EDUCATION FUND, INC.	Standard	2022 Gibsonton/Riverview Summer Art +Sports +Tech Camp	5/16/22-8/5/22	17,446	No	Kelley Parris	6/3/2022
REDEFINERS WORLD LANGUAGES, INC.	Standard	2022 Summer Spanish Immersion Technology Program	5/16/22-8/5/22	15,956	No	Kelley Parris	6/3/2022
HOUSING AUTHORITY OF THE CITY OF TAMPA	Standard	2022 Summer Enrichment Program	5/16/22-8/5/22	23,362	No	Kelley Parris	6/3/2022
TAMPA METROPOLITAN AREA YMCA, INC.	Standard	2022 Teen Summer Experience	5/16/22-8/5/22	30,931	No	Paula Scott	6/13/2022

AGENDA

Contract Signature Log
Vendors ONLY
FY2022

Entity/Agency	Contract Type	Brief Description	Contract Period	Contract Amount	Board Approved	Signed By	Date Signed
Net@work	Vendor	5/20/22-9/30/22	Contract	3,600	No	Kelley Parris	5/20/2022
LED813LLC	Vendor	5/4/22-8/31/22	Mobile Billboard	8,850	No	Kelley Parris	5/25/2022
Flooring Worx, Inc.	Vendor	5/24/22 - completion	Additional Scope of Work	3,213	No	Kelley Parris	5/25/2022
Consolidated Services Group	Vendor	3/25/22-8/31/22	Amendment	9,720	No	Kelley Parris	6/7/2022

Children's Board
HILLSBOROUGH COUNTY
www.ChildrensBoard.org

Monthly Financial Report

May 2022

Table of Contents

Page
Number

2. Fiscal Year 2021-2022 Budget
3. Financial Statement Category Definitions
4. Statement of Revenues and Expenditures
5. Revenue Variance Analysis
6. Expenditure Variance Analysis
7. Investments Statement
8. FY 2021 - 2022 Estimated Spending Report
9. FY 2021 - 2022 Estimated Spending Narrative
10. New Program Funding Report
11. New Program Funding Detail

AGENDA

Fiscal Year 2021-2022 Budget

	FY 2021-2022 Original Budget
Revenues	
Ad-Valorem Taxes	53,833,708
Investment Income	66,000
Administrative Services Organization Funding	1,405,000
Other Community Partner Funding	410,000
Miscellaneous Income	168,000
Total Revenues	**55,882,708**
Expenditures	
Program Expenditures:	
Program Funding (Continuation Grants)	37,505,024
New Program Funding (unallocated)	9,070,000
Total Program Expenditures:	46,575,024
Operating	
Employee Salaries and Benefits	5,141,710
Contracted Professional Services	611,635
Facility Expenditures	461,993
CBHC FRC Occupancy Expenditures	430,858
Other Operating	510,129
Total Operating	7,156,325
Capital Expenditures	1,500,000
Mandatory Government Fees	1,554,993
Total Expenditures	**56,786,342**
Net Spend Down of Fund Balance	**(903,634)**

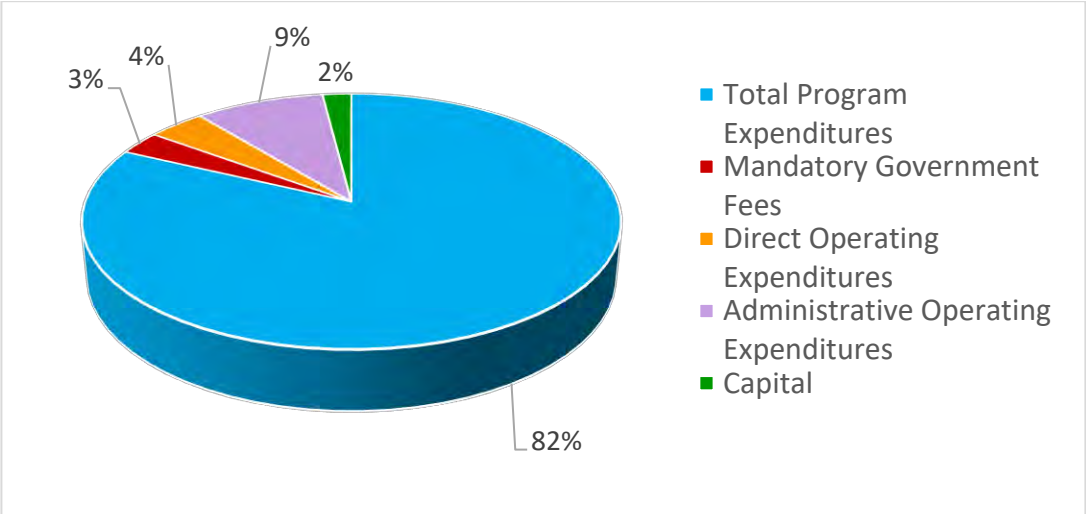

AGENDA

Financial Statement Category Definitions

- **Revenue**
  - **Ad-Valorem Taxes** includes current and delinquent ad-valorem tax revenue and excess fees returned to the Children's Board originally paid to the county based on the tax revenue.
  - **Investment Income** includes revenue from various interest-bearing accounts.
  - **Administrative Services Organization (ASO)** funding represents contributions from other funders specifically designated for use by providers in the community managed by the Children's Board ASO staff. These dollars are also included in the program expenditure line. Examples are Eckerd Connects, and Hillsborough County Board of County Commissioners (BOCC).
  - **Other Community Partner funding** represents funds contributed from community partners that are added to our provider contract amounts and included in the program funding line, for example, the School District of Hillsborough County and Hillsborough County BOCC.
  - **Miscellaneous Income** consists of ASO fiscal agent fees, contributions, and any other miscellaneous revenue received during the year.

- **Expenditures**
  - **Program Funding (Continuation Grants)** represents provider contracts funded by Children's Board, property tax revenue and funds contributed from our community partners. This amount also includes the dollars managed through the ASO to provide supports to case management programs.
  - **New Program Funding (unallocated)** includes dollars budgeted for new program contracts and one-time funding that will be released and awarded by a competitive or application process.
  - **Employee Salaries and Benefits** include wages paid to all non-contractor employees. Benefits represent costs provided for salaried and hourly wage employees including FICA, life and health insurance, short-term and long-term disability insurance, unemployment, and retirement benefits.
  - **Contracted Professional Services** represents amounts budgeted for Hillsborough County information technology services, legal, media buys, auditing, and other professional services.
  - **Facility Expenditures** represents necessary costs to operate the Children's Board offices, conference center, and CBHC Family Resource Center (CBHC FRC) occupancy expenditures, including utilities, information technology, maintenance, and repairs.
  - **Other Operating** contains staff training, conference and meeting travel, postage, insurance, promotional activities, printing, supplies, advertising for Truth In Millage (TRIM), budget ads and other public notices, memberships, and subscriptions. Also included are support activities with provider agencies and community organizations for training and events.
  - **Capital Expenditures** include the budget for building expenditures.
  - **Mandatory Government Fees** include tax collector's fee, property appraiser's fee as well as the city storm water fee.

May-2022

	FY 2021-2022 YTD Budget	FY 2021-2022 YTD Actual	FY 2021-2022 Variance $	FY 2021-2022 Variance %
Revenues				
Ad-Valorem Taxes	50,911,323	52,975,559	2,064,236	4%
Investment Income	44,000	146,850	102,850	234%
Administrative Services Organization Funding	934,933	661,033	(273,900)	-29%
Other Community Partner Funding	80,000	80,000	0	0%
Miscellaneous Income	112,000	110,212	(1,788)	-2%
Total Revenues	**52,082,256**	**53,973,654**	**1,891,398**	4%
Expenditures				
Program Expenditures:				
Program Funding (Including Unallocated)	26,662,755	17,693,680	8,969,075	34%
Total Program Expenditures:	26,662,755	17,693,680	8,969,075	34%
Operating Expenditures				
Employee Salaries and Benefits	3,427,807	2,983,460	444,347	13%
Contracted Professional Services	417,782	182,361	235,421	56%
Facility Expenditures	307,995	316,246	(8,251)	-3%
CBHC FRC Occupancy Expenditures	287,239	284,884	2,355	1%
Other Operating	339,641	297,633	42,008	12%
Total Operating	4,780,464	4,064,584	715,880	15%
Capital Expenditures	0	5,474	(5,474)	0%
Mandatory Government Fees	1,072,614	1,326,220	(253,606)	-24%
Total Expenditures	**32,515,833**	**23,089,958**	**9,425,875**	
Net Cash Flow	**19,566,423**	**30,883,696**	**11,317,273**	

Revenue Variance Analysis

Statement of Revenues

May-2022

	FY 2021-2022 YTD Budget	FY 2021-2022 YTD Actual	FY 2021-2022 Variance $	FY 2021-2022 Variance %
Revenues				
Ad-Valorem Taxes	50,911,323	52,975,559	2,064,236	4%
Investment Income	44,000	146,850	102,850	234%
Administrative Services Organization Funding	934,933	661,033	(273,900)	-29%
Other Community Partner Funding	80,000	80,000	0	0%
Miscellaneous Income	112,000	110,212	(1,788)	-2%
Total Revenues	**52,082,256**	**53,973,654**	**1,891,398**	4%

- **Ad-Valorem Taxes**
  - This line is over the YTD budget by $2,064,236. 98% of the tax revenue budgeted has been received to date. Tax revenue is expected to be over budget at the end of the year.
- **Investment Income**
  - The interest received year to date is over the YTD budget because interest rates have increased. This was budgeted at 0.10% and the current interest rate is 0.85% for LGIP and 0.17% for Wells Fargo.
- **Administrative Services Organization**
  - Eckerd Connects ASO actual expenditures were lower than budgeted YTD resulting in lower revenue received. ASO Funding revenue is expected to be under budget at the end of the year.
- **Other Community Partner Funding**
  - This line is within budget. CBHC has received half of the funding from the School District of Hillsborough County.
- **Miscellaneous Income**
  - This line is under budget because of timing of receiving matching funds from the insurance company and lower ASO administrative fees related to the Eckerd Connects contract.

Expenditure Variance Analysis

Statement of Expenditures

May-2022	FY 2021-2022 YTD Budget	FY 2021-2022 YTD Actual	FY 2021-2022 Variance $	FY 2021-2022 Variance %
Expenditures				
Program Expenditures:				
Program Funding (Including Unallocated)	26,662,755	17,693,680	8,969,075	34%
Total Program Expenditures:	26,662,755	17,693,680	8,969,075	34%
Operating				
Employee Salaries and Benefits	3,427,807	2,983,460	444,347	13%
Contracted Professional Services	417,782	182,361	235,421	56%
Facility Expenditures	307,995	316,246	(8,251)	-3%
CBHC FRC Occupancy Expenditures	287,239	284,884	2,355	1%
Other Operating	339,641	297,633	42,008	12%
Total Operating	4,780,464	4,064,584	715,880	15%
Capital Expenditures	0	5,474	(5,474)	0%
Mandatory Government Fees	1,072,614	1,326,220	(253,606)	-24%
Total Expenditures	**32,515,833**	**23,089,958**	**9,425,875**	

- **Program Expenditures**
  - Continuation Grants are under budget partly because providers are not current on invoicing the Children's Board including a few large contracts and we are expected to be under budget by $4.2 Million at the end of the year.
  - Unallocated Program Funding is expected to be under budget by $7.2 Million at year end.
- **Employee Salaries and Benefits**
  - This line is under budget because of vacant positions.
- **Contracted Professional Services**
  - This line item is under budget because of the timing of legal services, County IT services and community education & awareness spending.
- **Facility Expenditures**
  - This line item is over budget because of the timing of spending. The large expenditure for installing the carpet was all included in the first quarter. Also, several additional projects have been completed that were not budgeted. This is offset by being under budget in electricity and janitorial.
- **CBHC FRC Occupancy Expenditures**
  - This line item is slightly under budget because of under spending in the janitorial line offset by being over budget in utility services and building leases.
- **Other Operating**
  - This line item is under budget because of the timing of paying travel, training & events, and printing expenditures. This is offset by being over budget in insurance and computer supplies. This is expected to be under budget by $53,000 at year end.
- **Capital Expenditures**
  - This line will be spent mostly later in the year.
- **Mandatory Government Fees**
  - The line item is over budget because of the timing of paying tax collector fees.

Children's Board Of Hillsborough County
Investments Statement
May-2022

Investment Instrument	Financial Institution	Balance	Maturity	Yield
Checking	Wells Fargo Government Advantage	4,907,621	1 day	0.17%
LGIP	Florida State Board of Administration	78,522,385	N/A	0.85%
		83,430,006		

Children's Board Of Hillsborough County
FY 2021 - 2022 Estimated Spending

	FY 2021 - 2022 Budget	FY 2021 - 2022 Estimated Actual	FY 2021 - 2022 Projected Difference
Revenue			
Ad-Valorem Taxes	53,833,708	54,343,000	509,292
Investment Income	66,000	225,000	159,000
Administrative Services Organization (ASO)	1,405,000	1,100,000	(305,000)
Other Community Partner	410,000	410,000	-
Miscellaneous Income	168,000	131,000	(37,000)
Total Revenue	**55,882,708**	**56,209,000**	**326,292**
Expenditures			
Program:			
Program Funding (Continuation Grants)	37,505,024	33,274,043	4,230,981
CBHC Unallocated Program Funding	9,070,000	1,897,429	7,172,571
Total Program Expenditures:	**46,575,024**	**35,171,472**	**11,403,552**
Operating Expenditures			
Employee Salaries and Benefits	5,141,710	4,781,752	359,958
Contracted Professional Services	611,635	618,093	(6,458)
CBHC FRC Occupancy Expenditures	430,858	432,437	(1,579)
Facility Expenditures	461,993	447,187	14,806
Other Operating	510,129	457,373	52,756
Total Operating Expenditures	**7,156,325**	**6,736,842**	**419,483**
Capital Expenditures	1,500,000	2,000,000	(500,000)
Mandatory Government Fees	1,554,993	1,444,941	110,052
Total Expenditures	**56,786,342**	**45,353,255**	**11,433,087**
Total Projected Difference			**11,759,379**

Narrative/Assumptions for FY 2021 - 2022 Estimated Spending

- **Revenue**
  - Total Revenue is projected to be over budget by a net amount of $326,292.
  - Ad-Valorem Tax Revenue is projected to be over budget by $509,292 as more than 95% of the tax revenue is expected to be received.
  - Investment Income is projected to be over budget by $159,000. The current interest rate is .17% with Wells Fargo and .45% with Local Governmental Surplus Funds Trust Fund Florida Prime which is higher than the .1% budgeted.
  - The Administrative Services Organization (ASO) revenue is projected to be under budget by $305,000 because it is estimated that the ASO will have no expenditures and revenue in the DCF contract and the Eckerd Connects contract is ending on June 30, 2022.
  - Other Community Partner Revenue is projected to be received at the budgeted amount.
  - Miscellaneous Income is projected to be under budget by $37,000 because the Eckerd Connects contract is ending on June 30, 2022.

- **Expenditures**
  - **Program Expenditures**
    - Total Program Expenditures are projected to be under budget by $11.4 Million.
      - Continuation Grants are projected to be under budget by $4.2 Million.
        - It is estimated that the ASO will spend $305,000 less than the allocated amount of other funder's allocations and $1.1 Million less in CBHC allocations.
        - Negotiated Continuation Contracts were under budget by $627,298. A net amount of $47,352 was reduced from contracts during the year leaving $587,125 unallocated.
        - Estimated under spending of the remaining continuation contracts is $2.2 M.
      - Unallocated Program Funding is projected to be under budget by $7.2 Million based on contracts awarded year to date.
  - **Operating Expenditures**
    - Salaries and Benefits are projected to be under budget by $359,958 because of vacant positions throughout the year.
    - Contracted Professional Services are projected to be over budget by a net amount of $6,458 because of under spending in legal services, County IT services, and public relations contracted services; and services contracted for human resources and IT services that were not included in the budget.
    - CBHC FRC Occupancy Expenditures are projected to be slightly over budget by $1,579.
    - Facilities Expenditures for the Palm Avenue building are projected to be under budget by a net amount of $14,806.
    - Other Operating Expenditures are projected to be under budget by a net amount of $52,756. This includes under spending in local travel, meeting travel, promotional materials, and community training; and over spending in computer supplies, janitorial supplies, printing, and public notice advertising.
  - **Capital Expenditures**
    - Capital Expenditures are projected to be within budget at this time.
  - **Mandatory Government Fees**
    - The Property Appraiser's fee was under budget by approximately $132,000.

Children's Board of Hillsborough County
FY 2021-2022 NEW PROGRAM FUNDING (UNALLOCATED) REPORT
Regular Board Meeting - June 23, 2022

	Beginning Budget	Adjustments	Revised Budget	YTD Amount Approved	YTD Uncommitted Funds Available	Current Funding Requests	Uncommitted Funds Available
Technical Assistance Funding (Agencies Not Currently Funded by CBHC)	130,000	(83,473)	46,527	46,527	-		-
Technical Assistance Funding (Agencies Currently Funded by CBHC)	70,000	106,923	176,923	176,923	-		-
Summer Passport for Kids	250,000		250,000	127,609	122,391		122,391
Leading Grants (Summer Funding)	245,000		245,000	70,781	174,219	-	174,219
Emerging Needs Funding	500,000		500,000	-	500,000		500,000
Emergency Funding	700,000		700,000	310,256	389,744		389,744
Match	300,000		300,000	-	300,000		300,000
Technical Assistance - Neighborhood Assoc.	25,000		25,000	-	25,000		25,000
Investment Grant - Children Entering Kindergarten	1,000,000	(23,450)	976,550	695,864	280,686		280,686
Investment Grant - Children are Healthy & Safe	600,000	200,000	800,000	-	800,000		800,000
Investment Grant - Marketing for CBHC Funded Programs	800,000	(200,000)	600,000	-	600,000		600,000
Investment Grant - Children are Developmentally on Track	875,000		875,000	-	875,000		875,000
Leading Grant - Art Program	125,000		125,000	45,244	79,756		79,756
Children's Board FRC Expansion of Services	450,000		450,000	330,382	119,618		119,618
Pilot Project - Early Learning Opportunities	1,000,000		1,000,000	-	1,000,000		1,000,000
Racial Equity Funding	2,000,000		2,000,000	98,289	1,901,711		1,901,711
Totals	**9,070,000**	**-**	**9,070,000**	**1,901,875**	**7,168,125**	**-**	**7,168,125**

Original Continuation Funding Budget	37,505,024
Actual Contract Amount Negotiated	36,575,497
Net Amount Available	929,527
Pregnancy Care Center of Plant City Amendment	84,711
YMCA Comm. Learning Center Sulphur Springs Amendment	87,525
HCC QEES	(58,530)
Mary Lee's House - Community Alliance Coordinator	(66,354)
Estimated Amount Recommended for Summer Continuation Contracts	(267,229)
ELC Fourth Quarter Budget Amount	(35,000)
Amount Available	**674,650**

AGENDA

FY 2021-2022 Approved Uncommitted Program Funding Detail
Regular Board Meeting - June 23, 2022

Agency	Program	Funding Description	Technical Assistance Funding (Agencies Not Currently Funded by CBHC)	Technical Assistance Funding (Agencies Currently Funded by CBHC)	Summer Passport for Kids	Leading Grants Summer Funding	Emerging Community Needs Funding	Emergency Funding	Match	Technical Assistance - Neighborhood Associations	Investment Grant - Children Entering Kindergarten	Investment Grant - Children are Healthy & Safe	Investment Grant - Marketing for CBHC Funded Programs	Investment Grant - Children are Developmentally on Track	Leading Grant - Art Program	Children's Board FRC Expansion of Services	Pilot Project - Early Learning Opportunities	Racial Equity Funding
Healthy Start Coalition of Hillsborough County	Healthy Steps HealthPark	To provide Healthy Steps services at the USF HealthPark Pediatric clinic.						310,256										
Boys & Girls Clubs of Tampa Bay, Inc.	Brandon Art Masters! (BAM!)	The Brandon Boys & Girls Club aims to provide a diversity of exposure and skill-building experiences within art programming that are a key component for promoting positive youth development. This is done by hiring professional artists, purchasing quality art supplies, and exposing youth to a variety of new artistic experiences.													45,244			
Children's Home Network	Reaching and Inspiring Students Everywhere (RAISE)	An intervention program that works collaboratively with families and the community to ensure birth through 3rd grade children and their families receive intervention services. Services are tailored to meet their needs and promote positive educational outcomes.									695,864							
Redefiners World Languages	Multilingual Citizens Program (MCP)	MCP offers in-person language courses aimed at developing skills critical to today's workforce and enhancing opportunities for family connectedness through the development of social skills.														330,382		
Just Initiative Inc	Just Technology Enhancements	Licenses for Charity Tracker, QuickBooks Plus, and Simple Texting. - Data for mobile hotspot -Three computers, one higher powered computer, two keyboards/mouse, printer, toner.	4,989															
Tampa Lighthouse for the Blind Inc. d/b/a Lighthouse for the Blind & Low Vision	Increased Capacity Building - Development Dept.	Subscribe to QGIV which is software to aid in fundraising for non for profits.	1,543															

FY 2021-2022 Approved Uncommitted Program Funding Detail
Regular Board Meeting - June 23, 2022

Agency	Program	Funding Description	Technical Assistance Funding (Agencies Not Currently Funded by CBHC)	Technical Assistance Funding (Agencies Currently Funded by CBHC)	Summer Passport for Kids	Leading Grants Summer Funding	Emerging Community Needs Funding	Emergency Funding	Match	Technical Assistance - Neighborhood Associations	Investment Grant - Children Entering Kindergarten	Investment Grant - Children are Healthy & Safe	Investment Grant - Marketing for CBHC Funded Programs	Investment Grant - Children are Developmentally on Track	Leading Grant - Art Program	Children's Board FRC Expansion of Services	Pilot Project - Early Learning Opportunities	Racial Equity Funding
The Well	Financial Capacity Improvements	A CPA to consult organization on best practices. -Gilded Finance and QuickBooks subscriptions. - Basic office supplies.	4,996															
Oasis Network of New Tampa Inc.	OASIS Opportunities Board Member and Staff Training	Purchasing 3 Board Trainings from the Non Profit Leadership Center.	5,000															
Zoe's Story	RareWriterz Wellness App	Purchasing advertising plan/PR campaign and trainings.	5,000															
Children's Museum of Tampa, Inc, d/b/a Glazer Children's Museum	2022 Summer Passport Program	Scholarships for children ages 6-14 who are members of the Children's Board Family Resource Centers to participate in summer programs.			10,587													
The Florida Aquarium	2022 Summer Passport Program	Scholarships for children ages 6-14 who are members of the Children's Board Family Resource Centers to participate in summer programs.			3,680													
Lightning Foundation, Inc.	2022 Summer Passport Program	Scholarships for children ages 6-14 who are members of the Children's Board Family Resource Centers to participate in summer programs.			21,000													
Museum of Science and Industry	2022 Summer Passport Program	Scholarships for children ages 6-14 who are members of the Children's Board Family Resource Centers to participate in summer programs.			29,146													
Tampa Bay Performing Arts Center d/b/a Straz Center for the Performing Arts	2022 Summer Passport Program	Scholarships for children ages 6-14 who are members of the Children's Board Family Resource Centers to participate in summer programs.			21,060													
Tampa Museum of Art	2022 Summer Passport Program	Scholarships for children ages 6-14 who are members of the Children's Board Family Resource Centers to participate in summer programs.			8,400													

FY 2021-2022 Approved Uncommitted Program Funding Detail
Regular Board Meeting - June 23, 2022

Agency	Program	Funding Description	Technical Assistance Funding (Agencies Not Currently Funded by CBHC)	Technical Assistance Funding (Agencies Currently Funded by CBHC)	Summer Passport for Kids	Leading Grants Summer Funding	Emerging Community Needs Funding	Emergency Funding	Match	Technical Assistance - Neighborhood Associations	Investment Grant - Children Entering Kindergarten	Investment Grant - Children are Healthy & Safe	Investment Grant - Marketing for CBHC Funded Programs	Investment Grant - Children are Developmentally on Track	Leading Grant - Art Program	Children's Board FRC Expansion of Services	Pilot Project - Early Learning Opportunities	Racial Equity Funding
Tampa Theatre	2022 Summer Passport Program	Scholarships for children ages 6-14 who are members of the Children's Board Family Resource Centers to participate in summer programs.			1,200													
Zoo Tampa at Lowry Park	2022 Summer Passport Program	Scholarships for children ages 6-14 who are members of the Children's Board Family Resource Centers to participate in summer programs.			32,536													
The Color Wheelz LLC. d/b/a The Color Express	ONEHillsborough After School Enhancements	Enhanced after school services (Art) at five School District of Hillsborough County HOST sites.																41,325
Florida Education Fund, Inc.	ONEHillsborough After School Enhancements	Enhanced after school services (Robotics & Gaming) at five School District of Hillsborough County HOST sites, four City of Tampa Parks & Recreation sites, and one Hillsborough County Parks & Recreation site.																28,500
Frameworks of Tampa Bay, Inc.	ONEHillsborough After School Enhancements	Enhanced after school services (Character Development) at five School District of Hillsborough County HOST sites.																28,464
After School All-Stars	2022 After School All-Stars Memorial and Village	Free summer program includes project-based learning to help students combat learning loss as well as enrichment activities. Dates: June 6, 2022 – July 22, 2022 Ages: 8-14 Location: *Memorial Middle School (33603) and Village of Excellence Academy (33617)				37,508												
After School All-Stars	2023 After School All-Stars Woodson	Free summer program includes project-based learning to help students combat learning loss as well as enrichment activities. Dates: June 6, 2022 – July 22, 2022 Ages: 8-14 Location: *Dr. Carter G Woodson (33604)				33,273												

FY 2021-2022 Approved Uncommitted Program Funding Detail
Regular Board Meeting - June 23, 2022

Agency	Program	Funding Description	Technical Assistance Funding (Agencies Not Currently Funded by CBHC)	Technical Assistance Funding (Agencies Currently Funded by CBHC)	Summer Passport for Kids	Leading Grants Summer Funding	Emerging Community Needs Funding	Emergency Funding	Match	Technical Assistance - Neighborhood Associations	Investment Grant - Children Entering Kindergarten	Investment Grant - Children are Healthy & Safe	Investment Grant - Marketing for CBHC Funded Programs	Investment Grant - Children are Developmentally on Track	Leading Grant - Art Program	Children's Board FRC Expansion of Services	Pilot Project - Early Learning Opportunities	Racial Equity Funding
Boys & Girls Clubs of Tampa Bay, Inc.	Capacity Building for Currently Funded Programs	Information Technology Hardware and Software and Marketing Software		10,000														
Champions for Children	Capacity Building for Currently Funded Programs	Information Technology Custom Reporting Program and Marketing		11,750														
Corporation to Develop Communities	Capacity Building for Currently Funded Programs	Marketing and Operating Supplies		9,350														
Cove Behavioral Health	Capacity Building for Currently Funded Programs	Information Technology Learning Management Platform		10,000														
Dawning Family Services	Capacity Building for Currently Funded Programs	Marketing		8,930														
Early Childhood Council	Capacity Building for Currently Funded Programs	Marketing and Information Technology Software		7,183														
Family Enrichment Center	Capacity Building for Currently Funded Programs	Staff Retention, Technology, Marketing, and Operating Supplies		10,000														
Family Healthcare Foundation	Capacity Building for Currently Funded Programs	Information Technology Data Design and Certified Public Accountant Services		4,400														
Gulf Coast JFCS	Capacity Building for Currently Funded Programs	Marketing		6,655														
Hillsborough Education Foundation	Capacity Building for Currently Funded Programs	Information Technology Security Upgrade		10,000														

FY 2021-2022 Approved Uncommitted Program Funding Detail
Regular Board Meeting - June 23, 2022

Agency	Program	Funding Description	Technical Assistance Funding (Agencies Not Currently Funded by CBHC)	Technical Assistance Funding (Agencies Currently Funded by CBHC)	Summer Passport for Kids	Leading Grants Summer Funding	Emerging Community Needs Funding	Emergency Funding	Match	Technical Assistance - Neighborhood Associations	Investment Grant - Children Entering Kindergarten	Investment Grant - Children are Healthy & Safe	Investment Grant - Marketing for CBHC Funded Programs	Investment Grant - Children are Developmentally on Track	Leading Grant - Art Program	Children's Board FRC Expansion of Services	Pilot Project - Early Learning Opportunities	Racial Equity Funding
Learn Tampa Bay / dba Achieve Plant City	Capacity Building for Currently Funded Programs	Marketing and Information Technology Upgrade		8,410														
Metropolitan Ministries	Capacity Building for Currently Funded Programs	Information Technology Data System Upgrade		8,554														
Positive Spin	Capacity Building for Currently Funded Programs	Staff Retention, Technology, and Operating Supplies		9,680														
Pregnancy Care Center	Capacity Building for Currently Funded Programs	Marketing		9,900														
Rebuilding Together Tampa Bay	Capacity Building for Currently Funded Programs	Marketing, Phone Operating System, and Computer		3,614														
Seniors in Service of Tampa Bay	Capacity Building for Currently Funded Programs	Staff Retention and IT Software		9,997														
Solita's House	Capacity Building for Currently Funded Programs	Marketing		6,000														
Tampa Hillsborough Homeless Initiative	Capacity Building for Currently Funded Programs	Information Technology Data Migration		10,000														
Tampa Metropolitan Area YMCA	Capacity Building for Currently Funded Programs	Information Technology Security Assessment		12,500														
University Area CDC	Capacity Building for Currently Funded Programs	Fund Development		10,000														

FY 2021-2022 Approved Uncommitted Program Funding Detail
Regular Board Meeting - June 23, 2022

Agency	Program	Funding Description	Technical Assistance Funding (Agencies Not Currently Funded by CBHC)	Technical Assistance Funding (Agencies Currently Funded by CBHC)	Summer Passport for Kids	Leading Grants Summer Funding	Emerging Community Needs Funding	Emergency Funding	Match	Technical Assistance - Neighborhood Associations	Investment Grant - Children Entering Kindergarten	Investment Grant - Children are Healthy & Safe	Investment Grant - Marketing for CBHC Funded Programs	Investment Grant - Children are Developmentally on Track	Leading Grant - Art Program	Children's Board FRC Expansion of Services	Pilot Project - Early Learning Opportunities	Racial Equity Funding
Building Healthy Futures Inc.	Improvement To Build Healthier Futures	Update organizations website.	5,000															
Chabad of Tampa Bay Inc.	Children's Board Grant	Conscious Discipline training, marketing program, printing materials, (2) laptops, Reading Curriculum supplies	4,999															
Firehouse Cultural Center	Board Development Training	Board Training and Strategic Planning done by Non-Profit leadership Center.	5,000															
Joshua Way of Hope Inc.	Evidence-Based Curriculum	1 Year Membership to Mentoring Central Assessments Services (Will not be covered), 9 Different School Curriculums	5,000															
Salesian Sisters of Tampa Inc. d/b/a Salesian Youth Center	Table/Chair Upgrade	Plastic Tables and Chairs	5,000															
TOTAL			**46,527**	**176,923**	**127,609**	**70,781**	**-**	**310,256**	**-**	**-**	**695,864**	**-**	**-**	**-**	**45,244**	**330,382**	**-**	**98,289**

Total Approved	**1,901,875**
Total Current Requests	**-**

Good News

from our funded partners

Regular Board Meeting
June I 2022

Children's Board
HILLSBOROUGH COUNTY

www.ChildrensBoard.org

AGENDA

Parents and Children Advance Together (PCAT) Literacy Ministries

South County Literacy Initiative

In the News

TAKE ONE IT'S FREE
South Shore
Thursday, May 19, 2022 • Volume 66 • Number 19
• Ruskin • Gibsonton • Apollo Beach
• MiraBay • Sundance • Mira Lago • Waterset
• Covington Park • Harbour Isles • Cypress Creek
Our roots run deep
In print since 1958
THE OBSERVER NEWS
210 Woodland Estates Ave. SW • Ruskin, FL 33570 • (813) 645-3111 • www.ObserverNews.net
60+ YEARS Serving South Shore
Delivering POSITIVE NEWS to your doorstep EVERY WEEK since 1958

Children's literacy program celebrates 20 years

By LOIS KINDLE
lskindle@aol.com

Two decades ago Christene Worley left her marketing career to start PCAT Literacy Ministries Inc.

Her doing so resulted from an experience she had had as a Vacation Bible School volunteer. After learning children in the 4th- and 5th- grade levels were unable to read properly or sign their names, she decided something should be done.

"I went to State Representative Sandy Murman, and she referred me to the Children's Board of Hillsborough County," Worley said. "They told me I'd need to found a nonprofit, and they would help me get a grant to get started. I've received their support and funding ever since."

PCAT is an acronym for Parents and Children Advance Together. It's an after-school literacy program for children and families living in low-income areas of Hillsborough County, which primarily assists students who are at risk of failing in grades K-2 with reading and reading comprehension tutoring.

"Students who attend PCAT are reading below the required reading level and are recommended to our [free] program by their teachers," Worley said. "Parents are encouraged to be involved by learning to properly read at home with their children.

Worley believes PCAT's success over the years is due to the one-on-one reading instruction students receive from PCAT staff and volunteer tutors. Having each child work with the same ones throughout an entire school year builds the trust and consistency conducive for learning, she said.

"I have a heart for these kids," Worley said. "If a child can't read properly by the time they're in third grade, it's very difficult for them to succeed."

Worley started the PCAT program four days a week with 40 children in first and second grades at Sulphur Springs Elementary School in Tampa. Eventually, she added kindergarten and went to five days.

Six years ago, with a grant from the Community Foundation of Tampa Bay, Worley started a three-month, PCAT pilot program for first-graders at Ruskin Elementary School.

"In just those three months, the principal couldn't believe how much the children's reading scores had improved," Worley said.

As a result the principal requested PCAT start a full after-school literacy program in the fall. Worley received funding for the entire program foundation and the children's board. The following year, kindergarten was added.

And for the 2022-2023 school year, second-grade will be added.

The program had also been at Wimauma Elementary School for two years but left due to staffing issues.

PCAT volunteer tutors work with children in kindergarten and first grade at Ruskin Elementary School Monday through Thursday from 3 to 5 p.m. PCAT volunteer tutors focus on teaching kids the alphabet, sounding letters and blending games, and help them work with readers and workbooks.

Impressive results

On a consistent basis, 85% or more of the kindergarten students increase their Developmental Reading Assessment scores by at least two levels, and 85% or more first-grade students increase their scores by at least four levels. Tests are administered by classroom teachers.

A similar percentage of students are promoted to the next grade level.

More than 50% of PCAT's annual budget is funded by the Children's Board of Hillsborough County. Worley has received additional grants from organizations like the Community Foundation of Tampa Bay, Suncoast Credit Union, Rays Baseball Foundation, Interfaith Social Action Council of Sun City Center and 100 Women Who Care.

PCAT Literacy Ministries is a 501(c) 3 nonprofit organization.

If you'd like to invest in a child's early education, send a tax-deductible donation to PCAT, P.O. Box 1641, Lutz, FL 33548. Any amount is appreciated.

Volunteers are always needed, training is provided and a minimum of two hours per week is required. Volunteers are paired with the same children every time they work.

This fall, Worley will step back and turn over the program's reins to WeClaige (Gigi) Moise, who will become executive director. Worley will promote and market the PCAT program and recruit more volunteer tutors.

To sign up as a tutor, become a board member or for more information on the PCAT program, call Worley at 813-598-2103 or email her at christene.pcat@gmail.com/.

SEAN HERRION PHOTOS

PCAT staffer Rosalba Rodriguez tutors kindergartener Kaydan Berny-Soto after school at Ruskin Elementary.

With grant from the community, sounds into words, play learning tutor Ava Russell shares a light moment with Ruskin Elementary School kindergartener Ava Zipperer-Frisbie during an after-school PCAT session.

From left are Madeline Carter, PCAT education director; WeClaige (Gigi) Moise, incoming executive director; and Christene Worley, PCAT founder and current executive director. Worley will step back this fall to focus on marketing the PCAT program and finding more volunteer tutors for the program.

AGENDA

Parents and Children Advance Together (PCAT) Literacy Ministries

South County Literacy Initiative

Two decades ago Christene Worley left her marketing career to start PCAT Literacy Ministries Inc.

Her doing so resulted from an experience she had had as a Vacation Bible School volunteer. After learning children in the 4th- and 5th- grade levels were unable to read properly or sign their names, she decided something should be done.

"I went to State Representative Sandy Murman, and she referred me to the Children's Board of Hillsborough County," Worley said. "They told me I'd need to found a nonprofit, and they would help me get a grant to get started. I've received their support and funding ever since."

PCAT is an acronym for Parents and Children Advance Together. It's an after-school literacy program for children and families living in low-income areas of Hillsborough County, which primarily assists students who are at risk of failing in grades K-2 with reading and reading comprehension tutoring.

"Students who attend PCAT are reading below the required reading level and are recommended to our [free] program by their teachers," Worley said. "Parents are encouraged to be involved by learning to properly read at home with their children. Worley believes PCAT's success over the years is due to the one-on-one reading instruction students receive from PCAT staff and volunteer tutors. Having each child work with the same ones throughout an entire school year builds the trust and consistency conducive for learning, she said.

"I have a heart for these kids," Worley said. "If a child can't read properly by the time they're in third grade, it's very difficult for them to succeed."

Worley started the PCAT program four days a week with 40 children in first and second grades at Sulphur Springs Elementary School in Tampa. Eventually, she added kindergarten and went to five days.

Six years ago, with a grant from the Community Foundation of Tampa Bay, Worley started a three-month, PCAT pilot program for first-graders at Ruskin Elementary School.
"In just those three months, the principal couldn't believe how much the children's reading scores had improved," Worley said.

(Continues on next page)

Parents and Children Advance Together (PCAT) Literacy Ministries

South County Literacy Initiative

As a result the principal requested PCAT start a full after-school literacy program in the fall. Worley received funding for the entire program foundation and the Children's Board. The following year, kindergarten was added.

And for the 2022-2023 school year, second-grade will be added.
The program had also been at Wimauma Elementary School for two years but left due to staffing issues.

PCAT volunteer tutors work with children in kindergarten and first grade at Ruskin Elementary School Monday through Thursday from 3 pm to 5 pm PCAT volunteer tutors focus on teaching kids the alphabet, sounding letters and blending game; and help them work with readers and workbooks.

Impressive results
On a consistent basis, 85% or more of the kindergarten students increase their Developmental Reading Assessment scores by at least two levels, and 85% or more first-grade students increase their scores by at least four levels. Tests are administered by classroom teachers.

A similar percentage of students are promoted to the next grade level. More than 50% of PCAT's annual budget is funded by the Children's Board of Hillsborough County. Worley has received additional grants from organizations like the Community Foundation of Tampa Bay, Suncoast Credit Union, Rays Baseball Foundation, Interfaith Social Action Council of Sun City Center and 100 Women Who Care.

PCAT Literacy Ministries is a 501(c) 3 nonprofit organization.
If you'd like to invest in a child's early education, send a tax-deductible donation to PCAT, P.O. Box 1641, Lutz, FL 33548. Any amount is appreciated.

Volunteers are always needed, training is provided and a minimum of two hours per week is required. Volunteers are paired with the same children every time they work.
This fall, Worley will step back and turn over the program's reins to WeClaige (Gigi) Moise, who will become Executive Director. Worley will promote and market the PCAT program and recruit more volunteer tutors.

To sign up as a tutor, become a board member or for more information on the PCAT program, call Worley at 813-598-2103 or email her at christene.pcat@gmail.com.

Champions for Children

Parents as Teachers (PAT)

Testimonial

During a home visit last week, I completed a post-bracken with a three -and-a-half-year-old child. When I discussed the results with the mom, she said she is no longer worried about how her child is compared to other children developmentally. This program has taught her that each child develops at their own pace. This mom had come a long way from when she first enrolled in the program. She worried about her child's development and constantly compared her daughter to other children.

Since being in the program, the mom has learned about developmental milestones – and her daughter is meeting them. This increase in knowledge has helped the mom stop comparing her daughter to other children, as she knows precisely where her daughter is developmentally. This is a great compliment to me, the program overall, and the services we provide in the community. Thank you CBHC for all your support!

Children's Board
HILLSBOROUGH COUNTY
www.ChildrensBoard.org

Seniors in Service of Tampa Bay

Readers in Motion

Readers in Motion is proud to share the great news of one of our students, second-grader Keith, and Education Advocate, Mr. Joseph Jackson!

Keith received literacy-focused tutoring on a weekly basis at the North Tampa Children's Board Family Resource Center from October 2021 to January 2022. Mr. Jackson was known for creating games from the curriculum, such as rhyming games, word association, spell-out-loud, and more. This helped Keith stay engaged and learn in a fun way. After four months of weekly tutoring, Keith jumped from a reading level of DRA 20 to 30 – a jump typically made in approximately nine months.

Keith's mom, Patricia, shared that at the beginning of the 2021-2022 school year, Keith was learning sight words and has now been reading and enjoying fiction chapter books since January! She goes on to share that "Mr. Jackson makes learning fun and creative!".

Mr. Jackson was only available until January because he is also part of a cultural immersion program and is spending the next few months in Colombia.

At that time, Keith and his mom decided Keith would also withdraw from the program. They have seen such incredible growth from Keith; his mom can confidently continue supporting his academic efforts at home.

We are so proud of the beautiful relationship between Keith and Mr. Jackson, and even more proud to have given Keith and his mom this boost of support when needed.

Keith and Mr. Jackson are the PERFECT examples that tutors don't just teach children reading – they teach children to LOVE reading!

Outreach Events Calendar

The Children's Board will have a presence at the following community events. Contact Dexter Lewis, Director of Public Relations, at lewisbd@childrensboard.org for more information about a particular event.

June

06.26.22 **Wholesome Community Ministries Health Fair**
Wholesome Community Church
16110 South U.S. 301, Wimauma
11:00 am-2:30 pm

July

07.5.22 **Children's Board Free Tuesday**
Glazer Children's Museum
110 West Gasparilla Plaza, Tampa
10:00 am-5:00 pm

07.09.22 **Tampa Bay Home Show**
Tampa Convention Center
333 South Franklin Street, Tampa
11:00 am-6:00 pm

07.10.22 **Tampa Bay Home Show**
Tampa Convention Center
333 South Franklin Street, Tampa
11:00 am-6:00 pm

07.12.22 **Tampa Fire Rescue– Quarterly Health & Safety Open House**
Forest Hills Community Center
724 West 109th Avenue, Tampa
5:30 pm-7:30 pm

07.17.22 **Tampa Bay Bridal Show**
Florida State Fairgrounds – Entertainment Hall
4800 U.S. 301, Tampa
11:00 am-6:00 pm

07.22.22 **SouthShore Chamber – Homeless and At-Risk Community Outreach Event**
Bell Shoals Church
6414 Golf and Sea Boulevard, Apollo Beach
9:00 am-1:00 pm